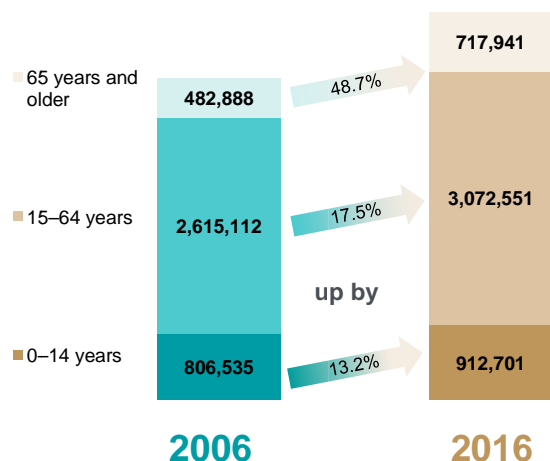


## Changing Queensland: 2006 to 2016

We have **grown** by **20.5%** or **798,662** persons

from **3,904,531** to **4,703,193**

with growth in each broad age group



Our median age has **increased**

**36 years** to **37 years**



The share of the population in each age group has remained the **same**

**3 in 20** are seniors (65 years and older)

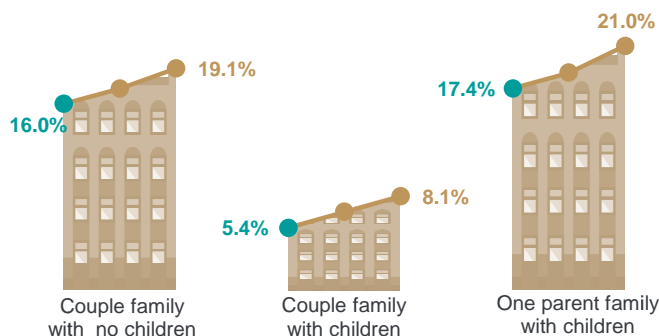
**13 in 20** are working age (15 to 64 years)

**4 in 20** are children (0 to 14 years)

We are **increasingly** culturally diverse, with **more** Aboriginal and Torres Strait Islander Queenslanders

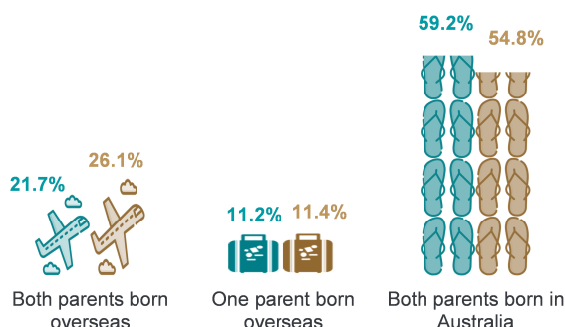
**3.3%** to **4.0%**

**More** couples and families live in apartments and townhouse-style dwellings



**More** Queenslanders have both parents born overseas

**21.7%** to **26.1%**



## Income, housing tenure and costs have changed

Occupied private dwellings have **increased** by **18.8%**

**1,508,520** to **1,791,739**

Median household weekly income is **up** by **34.4%**

**\$1,036** to **\$1,392**

**Fewer** dwellings are owned outright

**30.4%** to **27.4%**

**More** dwellings are rented

**30.0%** to **32.2%**

Median monthly mortgage payments are **up** by **33.3%**

**\$1,300** to **\$1,733**

Median weekly rental payments are **up** by **65.0%**

**\$200** to **\$330**



Note: Data extracted from Time Series Profile may not match data extracted from other ABS community profiles.