

Births, Queensland, 2021

Source: ABS, *Births, Australia*, released 25 October 2022, 10:30 am (AEST)

Key data

Registered births, 2021:

Queensland	64,111
Australia	309,996

Annual change:

Queensland	↑ 7.8%
Australia	↑ 5.3%

Main findings

Note: Commentary is based on year of birth registration and state of usual residence of the mother, regardless of where in Australia the birth occurred. Year of registration can be different to year of occurrence due to lags in the registration process. It should also be noted that date of registration is not uniform across states and territories. Both these factors should be kept in mind when analysing births data.

- In 2021, there were 64,111 births in Queensland, comprising 32,835 males (51.2%) and 31,276 females (48.8%). This was an increase of 7.8% over the previous year (59,490 births) (Figure 1). In Australia, the number of births increased 5.3% over the year, to 309,996 registered births in 2021.
- The total fertility rate¹ in Queensland increased from 1.653 in 2020 to 1.792 in 2021. The rate remains higher than Australia's total fertility rate of 1.695 (Figure 2).
- In 2021, Queensland women aged 30–34 years had the highest fertility rate (118.3 births per 1,000 women). Fertility rates for Queensland Aboriginal and Torres Strait Islander women peaked in the 25–29 years age group (149.1 births per 1,000 women) (Figure 3). Australian women aged 30–34 years had the highest fertility rate (120.6 births per 1,000 women).
- The median age of Queensland mothers increased from 29.8 years in 2011 to 30.9 years in 2021. Over the same period, the median age of Queensland fathers has increased from 32.0 years to 32.8 years. Both Queensland figures are lower than Australia's median age of mothers and fathers (31.7 years and 33.7 years respectively).
- The number of Aboriginal and Torres Strait Islander births in Queensland in 2021 was 7,360. This was an increase of 14.4% from 2020. Australia recorded 23,510 registered Aboriginal and Torres Strait Islander births in 2021. Of the total Queensland births, 11.5% were to an Aboriginal and Torres Strait Islander parent, compared with 7.6% for Australia.

Figure 1: Registered births, Queensland²

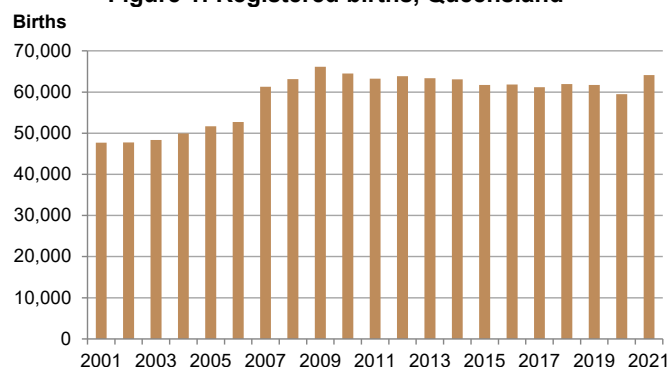


Figure 2: Total fertility rate

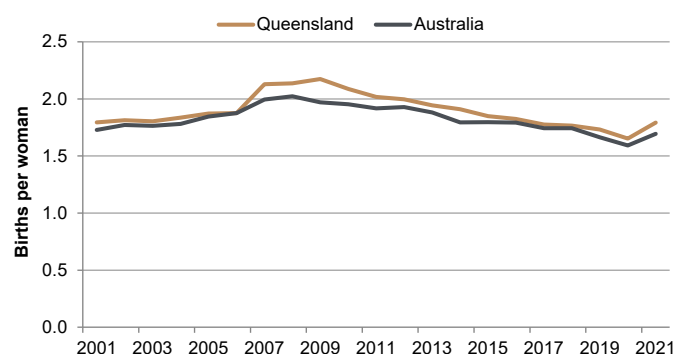
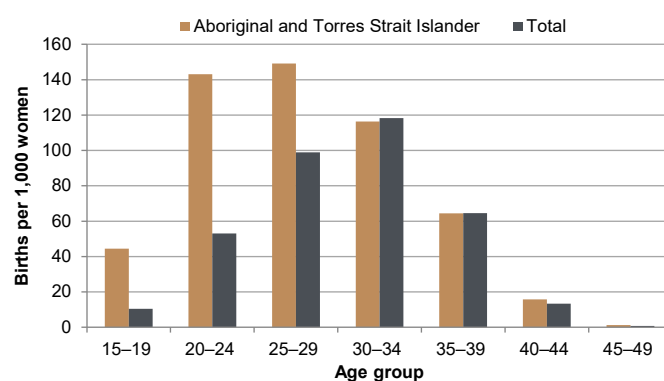


Figure 3: Age-specific fertility rates, Queensland, 2021



¹ The number of children a woman would bear during her lifetime if she experienced current age-specific fertility rates at each age of her reproductive life.

² Caution should be exercised when interpreting changes in Queensland births between 2005 and 2010. In 2009, a 'Retrospective Births Project' resulted in the registration of births where there was previously incomplete information. For further information please refer to the Australian Bureau of Statistics website.