

Births, Queensland, 2022

Source: ABS, *Births, Australia*, released 18 October 2023, 10:30 am (AEST)

Key data

Registered births, 2022:

Queensland	62,094
Australia	300,684

Annual change:

Queensland	↓ 3.1%
Australia	↓ 3.0%

Main findings

Note: Commentary is based on year of birth registration and state of usual residence of the mother, regardless of where in Australia the birth occurred. Year of registration can be different to year of occurrence due to lags in the registration process. It should also be noted that date of registration is not uniform across states and territories. Both these factors should be kept in mind when analysing births data.

- In 2022, there were 62,094 births in Queensland, comprising 31,991 males (51.5%) and 30,103 females (48.5%). This was a decrease of 3.1% over the previous year (64,111 births) (Figure 1). In Australia, the number of births decreased 3.0% over the year, to 300,684 registered births in 2022.
- The total fertility rate¹ in Queensland decreased from 1.794 in 2021 to 1.710 in 2022. The rate remains higher than Australia's total fertility rate of 1.631 (Figure 2).
- In 2022, Queensland women aged 30–34 years had the highest fertility rate (111.2 births per 1,000 women). Fertility rates for Queensland Aboriginal and Torres Strait Islander women peaked in the 25–29 years age group (148.1 births per 1,000 women) (Figure 3). Australian women aged 30–34 years had the highest fertility rate (114.9 births per 1,000 women).
- The median age of Queensland mothers increased from 29.8 years in 2012 to 30.9 years in 2022. Over the same period, the median age of Queensland fathers has increased from 32.0 years to 32.9 years. Both Queensland figures are lower than Australia's median age of mothers and fathers (31.9 years and 33.7 years respectively).
- The number of Aboriginal and Torres Strait Islander births in Queensland in 2022 was 7,452. This was an increase of 1.3% from 2021. Australia recorded 24,388 registered Aboriginal and Torres Strait Islander births in 2022. Of the total Queensland births, 12.0% were to an Aboriginal and Torres Strait Islander parent, compared with 8.1% for Australia.

Figure 1: Registered births, Queensland²

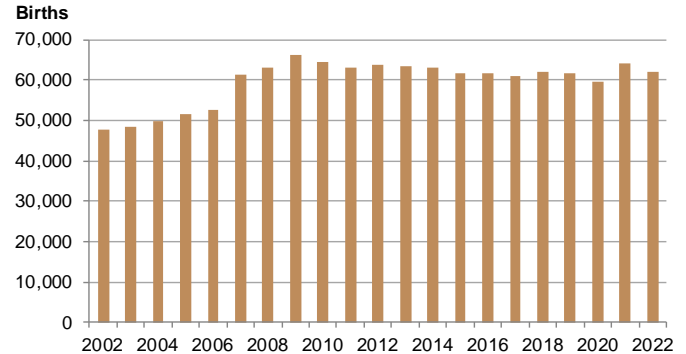


Figure 2: Total fertility rate

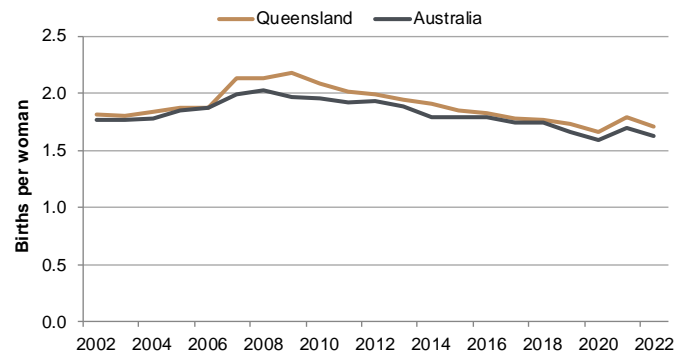
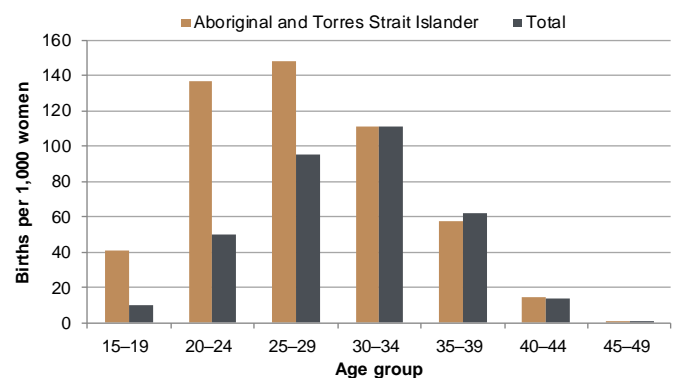


Figure 3: Age-specific fertility rates, Queensland, 2022



¹ The number of children a woman would bear during her lifetime if she experienced current age-specific fertility rates at each age of her reproductive life.

² Caution should be exercised when interpreting changes in Queensland births between 2005 and 2010. In 2009, a 'Retrospective Births Project' resulted in the registration of births where there was previously incomplete information. For further information please refer to the Australian Bureau of Statistics website.