

Regional labour force – Central Queensland SA4, Jul 19

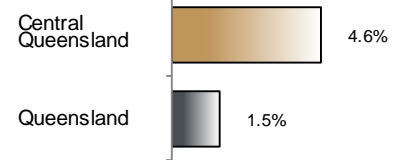
Source: ABS 6291.0.55.001, released 22 August 2019, 11:30 am (AEST)

Table 1 Labour force status, Central Queensland SA4

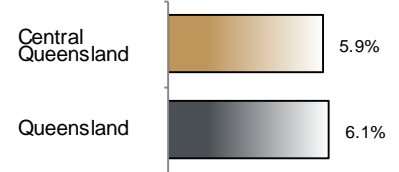
	Year ending			Annual change	
	Jul 18	Jun 19	Jul 19	persons	%
	— persons —			persons	%
Total employed	109,600	115,100	114,600	5,100	4.6
Total unemployed	7,900	6,800	7,200	-700	-8.9
Total labour force	117,400	121,900	121,800	4,400	3.7
Not in the labour force	58,500	54,400	54,500	-4,000	-6.9
Total persons 15+	176,000	176,300	176,300	400	0.2
Participation rate (%)	66.7	69.1	69.1	..	2.3 (a)
Unemployment rate (%)	6.7	5.6	5.9	..	-0.8 (a)

(a) Percentage point change.

Employment growth, annual



Unemployment rate



Key data

Employment (annual change)..... ↑ 4.6%
 Unemployment rate 5.9%
 Unemployment rate (annual change) ↓ 0.8 ppt
 Participation rate 69.1%

ppt = percentage point

Main findings

Note: All data in this brief are based on 12-month moving averages. This approach is supported by ABS advice on analysis of regional labour force estimates (see Table 16(b) of *Labour Force, Australia, Detailed* (cat. no. 6291.0.55.001)).

- The number of employed persons in Central Queensland SA4 in July 2019 was 114,600 persons, an increase of 5,100 employed persons, or 4.6% over the year (Figure 1).
- The unemployment rate in Central Queensland SA4 in July 2019 was 5.9 per cent, a decrease of 0.8 percentage point over the year. The unemployment rate for this area was the ninth-highest of all 19 SA4s within Queensland (Figure 2).
- The participation rate in Central Queensland SA4 in July 2019 was 69.1 per cent, an increase of 2.3 percentage points over the year (Table 1).

SA4 = Statistical Area Level 4 (ASGS 2016 edition)

Notes (refer to website for more detailed notes):

Data for Queensland as a whole are provided for reference purposes only.

The labour force statistics presented in this brief are on a sample basis and will include a sampling error.

Totals may differ due to rounding. Figures are rounded to nearest 100 persons. Calculations are based on pre-rounded figures.

Figure 1 Annual change in employment, Central Queensland SA4

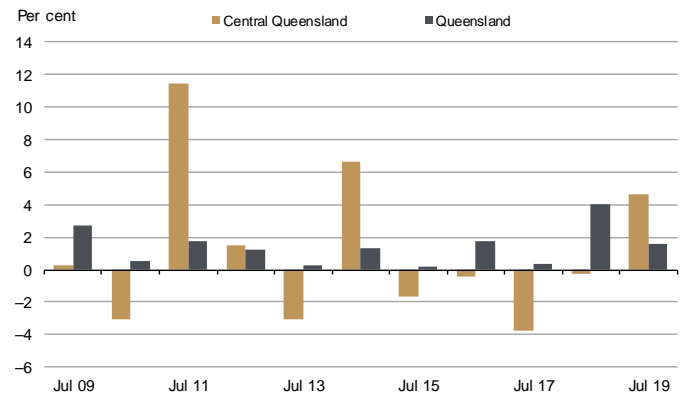


Figure 2 Unemployment rate by SA4, July 2019

