

Regional labour force – Wide Bay SA4, Jul 19

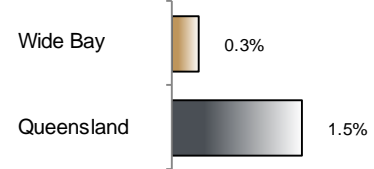
Source: ABS 6291.0.55.001, released 22 August 2019, 11:30 am (AEST)

Table 1 Labour force status, Wide Bay SA4

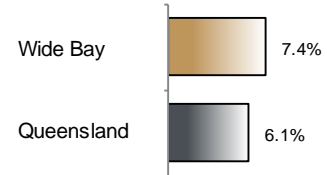
	Year ending			Annual change	
	Jul 18	Jun 19	Jul 19	persons	%
	— persons —			persons	%
Total employed	112,100	112,500	112,400	300	0.3
Total unemployed	11,900	8,900	8,900	-3,000	-25.3
Total labour force	124,000	121,300	121,300	-2,700	-2.2
Not in the labour force	118,900	124,200	124,400	5,600	4.7
Total persons 15+	242,900	245,500	245,800	2,900	1.2
Participation rate (%)	51.1	49.4	49.4	..	-1.7 (a)
Unemployment rate (%)	9.6	7.3	7.4	..	-2.3 (a)

(a) Percentage point change.

Employment growth, annual



Unemployment rate



Key data

Employment (annual change)..... ↑ 0.3%
 Unemployment rate 7.4%
 Unemployment rate (annual change) ↓ 2.3 ppt
 Participation rate 49.4%

ppt = percentage point

Main findings

Note: All data in this brief are based on 12-month moving averages. This approach is supported by ABS advice on analysis of regional labour force estimates (see Table 16(b) of *Labour Force, Australia, Detailed* (cat. no. 6291.0.55.001)).

- The number of employed persons in Wide Bay SA4 in July 2019 was 112,400 persons, an increase of 300 employed persons, or 0.3% over the year (Figure 1).
- The unemployment rate in Wide Bay SA4 in July 2019 was 7.4 per cent, a decrease of 2.3 percentage points over the year. The unemployment rate for this area was the fourth-highest of all 19 SA4s within Queensland (Figure 2).
- The participation rate in Wide Bay SA4 in July 2019 was 49.4 per cent, a decrease of 1.7 percentage points over the year (Table 1).

SA4 = Statistical Area Level 4 (ASGS 2016 edition)

Notes (refer to website for more detailed notes):

Data for Queensland as a whole are provided for reference purposes only.

The labour force statistics presented in this brief are on a sample basis and will include a sampling error.

Totals may differ due to rounding. Figures are rounded to nearest 100 persons. Calculations are based on pre-rounded figures.

Figure 1 Annual change in employment, Wide Bay SA4

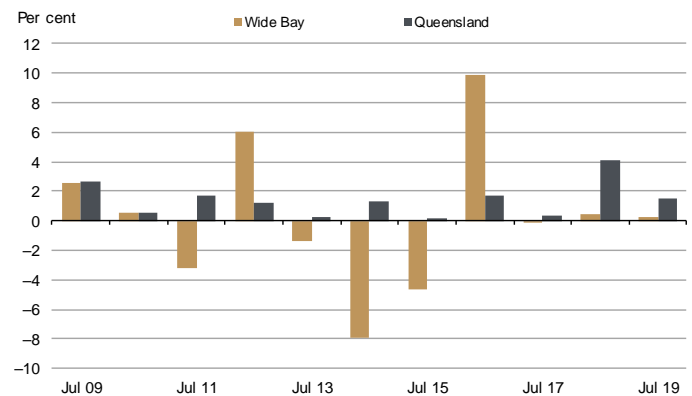


Figure 2 Unemployment rate by SA4, July 2019

