

# Regional labour force – Brisbane - North SA4, Aug 19

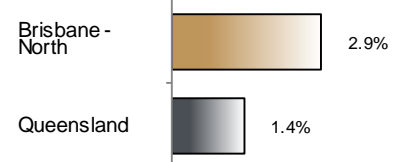
Source: ABS 6291.0.55.001, released 26 September 2019, 11:30 am (AEST)

**Table 1 Labour force status, Brisbane - North SA4**

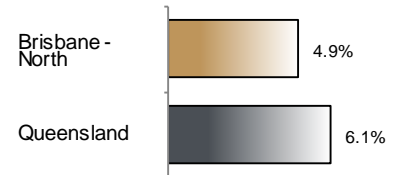
|                         | Year ending |         |         | Annual change |          |
|-------------------------|-------------|---------|---------|---------------|----------|
|                         | Aug 18      | Jul 19  | Aug 19  | persons       | %        |
|                         | — persons — |         |         | persons       | %        |
| Total employed          | 123,100     | 127,100 | 126,600 | 3,600         | 2.9      |
| Total unemployed        | 7,200       | 6,700   | 6,500   | -700          | -10.2    |
| Total labour force      | 130,300     | 133,800 | 133,100 | 2,800         | 2.2      |
| Not in the labour force | 48,900      | 48,100  | 48,900  | 100           | 0.2      |
| Total persons 15+       | 179,100     | 181,800 | 182,100 | 2,900         | 1.6      |
| Participation rate (%)  | 72.7        | 73.6    | 73.1    | ..            | 0.4 (a)  |
| Unemployment rate (%)   | 5.5         | 5.0     | 4.9     | ..            | -0.7 (a) |

(a) Percentage point change.

**Employment growth, annual**



**Unemployment rate**



## Key data

Employment (annual change)..... ↑ 2.9%  
 Unemployment rate ..... 4.9%  
 Unemployment rate (annual change) ..... ↓ 0.7 ppt  
 Participation rate ..... 73.1%

ppt = percentage point

## Main findings

Note: All data in this brief are based on 12-month moving averages. This approach is supported by ABS advice on analysis of regional labour force estimates (see Table 16(b) of *Labour Force, Australia, Detailed* (cat. no. 6291.0.55.001)).

- The number of employed persons in Brisbane - North SA4 in August 2019 was 126,600 persons, an increase of 3,600 employed persons, or 2.9% over the year (Figure 1).
- The unemployment rate in Brisbane - North SA4 in August 2019 was 4.9 per cent, a decrease of 0.7 percentage point over the year. The unemployment rate for this area was the fifth-lowest of all 19 SA4s within Queensland (Figure 2).
- The participation rate in Brisbane - North SA4 in August 2019 was 73.1 per cent, an increase of 0.4 percentage point over the year (Table 1).

SA4 = Statistical Area Level 4 (ASGS 2016 edition)

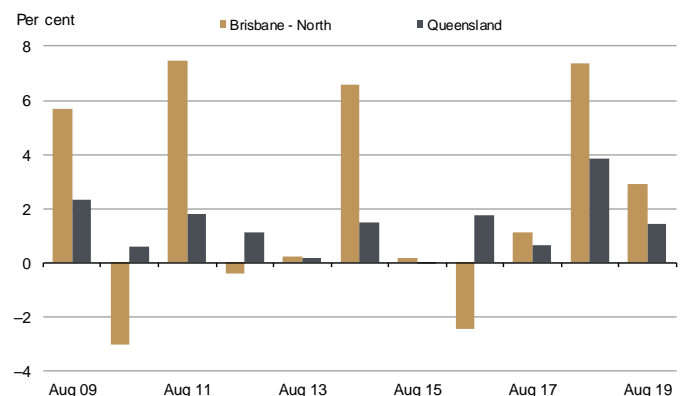
Notes (refer to website for more detailed notes):

Data for Queensland as a whole are provided for reference purposes only.

The labour force statistics presented in this brief are on a sample basis and will include a sampling error.

Totals may differ due to rounding. Figures are rounded to nearest 100 persons. Calculations are based on pre-rounded figures.

**Figure 1 Annual change in employment, Brisbane - North SA4**



**Figure 2 Unemployment rate by SA4, August 2019**

