

Regional labour force – Ipswich SA4, Aug 19

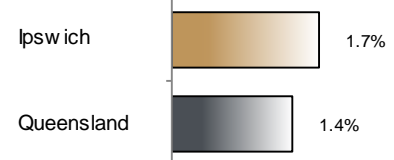
Source: ABS 6291.0.55.001, released 26 September 2019, 11:30 am (AEST)

Table 1 Labour force status, Ipswich SA4

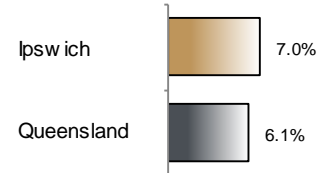
| | Year ending | | | Annual change | |
|-------------------------|-------------|---------|---------|---------------|----------|
| | Aug 18 | Jul 19 | Aug 19 | persons | % |
| | — persons — | | | | |
| Total employed | 162,000 | 165,000 | 164,800 | 2,800 | 1.7 |
| Total unemployed | 14,200 | 12,200 | 12,300 | -1,900 | -13.2 |
| Total labour force | 176,200 | 177,200 | 177,100 | 900 | 0.5 |
| Not in the labour force | 90,500 | 96,000 | 96,700 | 6,300 | 6.9 |
| Total persons 15+ | 266,700 | 273,300 | 273,900 | 7,200 | 2.7 |
| Participation rate (%) | 66.1 | 64.9 | 64.7 | .. | -1.4 (a) |
| Unemployment rate (%) | 8.1 | 6.9 | 7.0 | .. | -1.1 (a) |

(a) Percentage point change.

Employment growth, annual



Unemployment rate



Key data

Employment (annual change)..... ↑ 1.7%
 Unemployment rate 7.0%
 Unemployment rate (annual change) ↓ 1.1 ppt
 Participation rate 64.7%

ppt = percentage point

Main findings

Note: All data in this brief are based on 12-month moving averages. This approach is supported by ABS advice on analysis of regional labour force estimates (see Table 16(b) of *Labour Force, Australia, Detailed* (cat. no. 6291.0.55.001)).

- The number of employed persons in Ipswich SA4 in August 2019 was 164,800 persons, an increase of 2,800 employed persons, or 1.7% over the year (Figure 1).
- The unemployment rate in Ipswich SA4 in August 2019 was 7.0 per cent, a decrease of 1.1 percentage points over the year. The unemployment rate for this area was the sixth-highest of all 19 SA4s within Queensland (Figure 2).
- The participation rate in Ipswich SA4 in August 2019 was 64.7 per cent, a decrease of 1.4 percentage points over the year (Table 1).

SA4 = Statistical Area Level 4 (ASGS 2016 edition)

Notes (refer to website for more detailed notes):

Data for Queensland as a whole are provided for reference purposes only.

The labour force statistics presented in this brief are on a sample basis and will include a sampling error.

Totals may differ due to rounding. Figures are rounded to nearest 100 persons. Calculations are based on pre-rounded figures.

Figure 1 Annual change in employment, Ipswich SA4

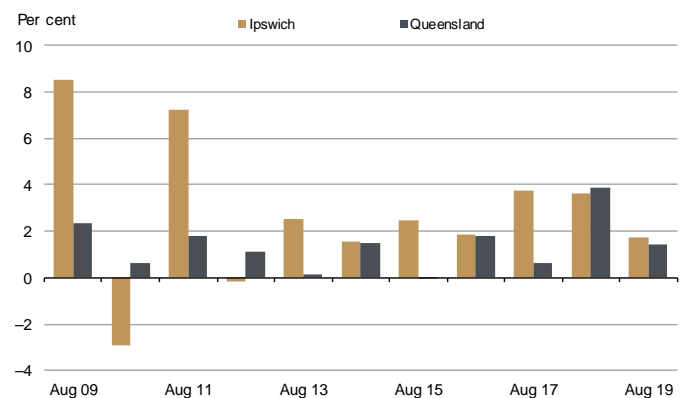


Figure 2 Unemployment rate by SA4, August 2019

