

# Regional labour force – Logan - Beaudesert SA4, Aug 19

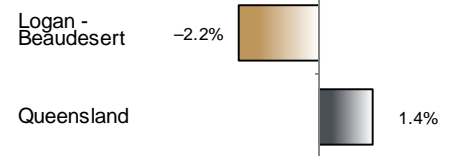
Source: ABS 6291.0.55.001, released 26 September 2019, 11:30 am (AEST)

**Table 1 Labour force status, Logan - Beaudesert SA4**

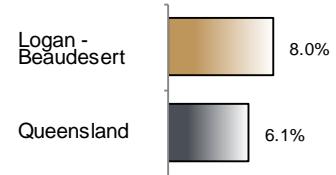
	Year ending			Annual change	
	Aug 18	Jul 19	Aug 19	persons	%
	— persons —			persons	%
Total employed	158,600	155,000	155,100	-3,400	-2.2
Total unemployed	11,500	13,500	13,500	2,000	17.7
Total labour force	170,100	168,500	168,700	-1,400	-0.8
Not in the labour force	91,800	98,000	98,300	6,500	7.1
Total persons 15+	261,800	266,500	266,900	5,100	1.9
Participation rate (%)	65.0	63.2	63.2	..	-1.8 (a)
Unemployment rate (%)	6.8	8.0	8.0	..	1.3 (a)

(a) Percentage point change.

**Employment growth, annual**



**Unemployment rate**



## Key data

Employment (annual change)..... ↓ 2.2%  
 Unemployment rate ..... 8.0%  
 Unemployment rate (annual change) ..... ↑ 1.3 ppt  
 Participation rate ..... 63.2%

ppt = percentage point

## Main findings

Note: All data in this brief are based on 12-month moving averages. This approach is supported by ABS advice on analysis of regional labour force estimates (see Table 16(b) of *Labour Force, Australia, Detailed* (cat. no. 6291.0.55.001)).

- The number of employed persons in Logan - Beaudesert SA4 in August 2019 was 155,100 persons, a decrease of 3,400 employed persons, or 2.2% over the year (Figure 1).
- The unemployment rate in Logan - Beaudesert SA4 in August 2019 was 8.0 per cent, an increase of 1.3 percentage points over the year. The unemployment rate for this area was the third-highest of all 19 SA4s within Queensland (Figure 2).
- The participation rate in Logan - Beaudesert SA4 in August 2019 was 63.2 per cent, a decrease of 1.8 percentage points over the year (Table 1).

SA4 = Statistical Area Level 4 (ASGS 2016 edition)

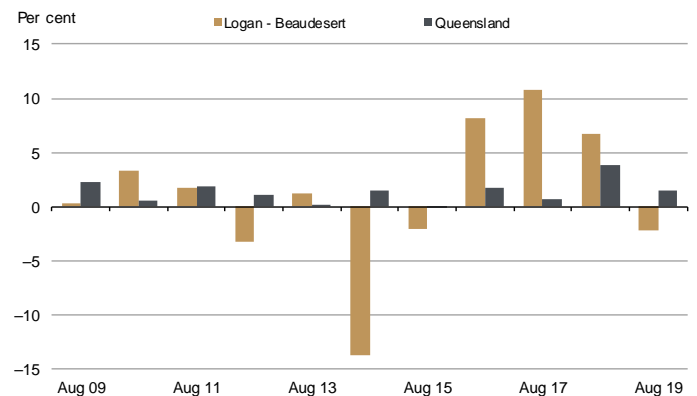
Notes (refer to website for more detailed notes):

Data for Queensland as a whole are provided for reference purposes only.

The labour force statistics presented in this brief are on a sample basis and will include a sampling error.

Totals may differ due to rounding. Figures are rounded to nearest 100 persons. Calculations are based on pre-rounded figures.

**Figure 1 Annual change in employment, Logan - Beaudesert SA4**



**Figure 2 Unemployment rate by SA4, August 2019**

