

Regional labour force – Mackay - Isaac - Whitsunday SA4, Aug 19

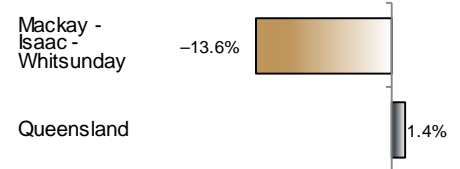
Source: ABS 6291.0.55.001, released 26 September 2019, 11:30 am (AEST)

Table 1 Labour force status, Mackay - Isaac - Whitsunday SA4

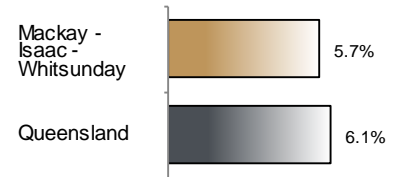
	Year ending			Annual change	
	Aug 18	Jul 19	Aug 19	persons	%
	— persons —			persons	%
Total employed	98,500	85,600	85,100	-13,400	-13.6
Total unemployed	3,400	5,000	5,200	1,800	51.6
Total labour force	101,900	90,600	90,300	-11,600	-11.4
Not in the labour force	34,100	45,200	45,600	11,400	33.5
Total persons 15+	136,000	135,900	135,800	-200	-0.1
Participation rate (%)	74.9	66.7	66.5	..	-8.4 (a)
Unemployment rate (%)	3.4	5.6	5.7	..	2.4 (a)

(a) Percentage point change.

Employment growth, annual



Unemployment rate



Key data

Employment (annual change)..... ↓ 13.6%
 Unemployment rate 5.7%
 Unemployment rate (annual change) ↑ 2.4 ppt
 Participation rate 66.5%

ppt = percentage point

Main findings

Note: All data in this brief are based on 12-month moving averages. This approach is supported by ABS advice on analysis of regional labour force estimates (see Table 16(b) of *Labour Force, Australia, Detailed* (cat. no. 6291.0.55.001)).

- The number of employed persons in Mackay - Isaac - Whitsunday SA4 in August 2019 was 85,100 persons, a decrease of 13,400 employed persons, or 13.6% over the year (Figure 1).
- The unemployment rate in Mackay - Isaac - Whitsunday SA4 in August 2019 was 5.7 per cent, an increase of 2.4 percentage points over the year. The unemployment rate for this area was the tenth-lowest of all 19 SA4s within Queensland (Figure 2).
- The participation rate in Mackay - Isaac - Whitsunday SA4 in August 2019 was 66.5 per cent, a decrease of 8.4 percentage points over the year (Table 1).

SA4 = Statistical Area Level 4 (ASGS 2016 edition)

Notes (refer to website for more detailed notes):

Data for Queensland as a whole are provided for reference purposes only.

The labour force statistics presented in this brief are on a sample basis and will include a sampling error.

Totals may differ due to rounding. Figures are rounded to nearest 100 persons. Calculations are based on pre-rounded figures.

Figure 1 Annual change in employment, Mackay - Isaac - Whitsunday SA4

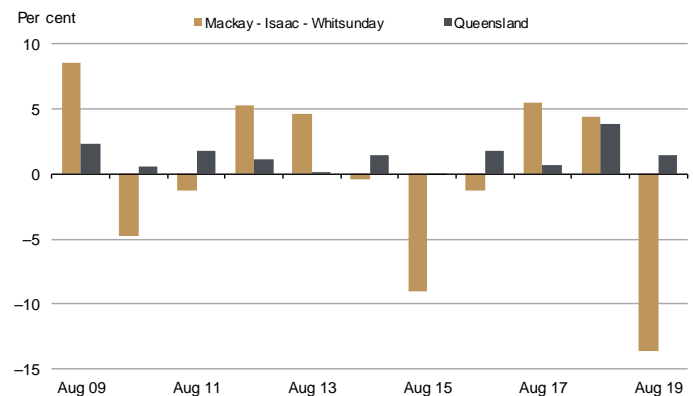


Figure 2 Unemployment rate by SA4, August 2019

