

Regional labour force – Logan - Beaudesert SA4, Sep 19

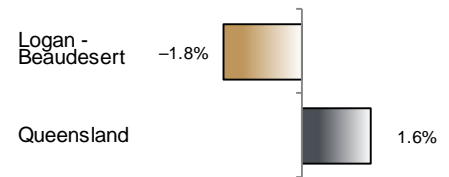
Source: ABS 6291.0.55.001, released 24 October 2019, 10:30 am (AEST)

Table 1 Labour force status, Logan - Beaudesert SA4

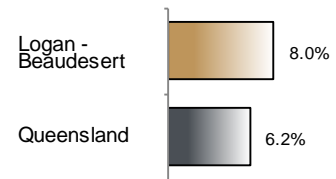
	Year ending			Annual change	
	Sep 18	Aug 19	Sep 19	persons	%
	— persons —				
Total employed	158,900	155,100	156,100	-2,800	-1.8
Total unemployed	11,300	13,500	13,500	2,200	19.2
Total labour force	170,300	168,700	169,600	-700	-0.4
Not in the labour force	92,000	98,300	97,700	5,700	6.2
Total persons 15+	262,300	266,900	267,300	5,100	1.9
Participation rate (%)	64.9	63.2	63.5	..	-1.5 (a)
Unemployment rate (%)	6.7	8.0	8.0	..	1.3 (a)

(a) Percentage point change.

Employment growth, annual



Unemployment rate



Key data

Employment (annual change)..... ↓ 1.8%
 Unemployment rate 8.0%
 Unemployment rate (annual change) ↑ 1.3 ppt
 Participation rate 63.5%

ppt = percentage point

Main findings

Note: All data in this brief are based on 12-month moving averages. This approach is supported by ABS advice on analysis of regional labour force estimates (see Table 16(b) of *Labour Force, Australia, Detailed* (cat. no. 6291.0.55.001)).

- The number of employed persons in Logan - Beaudesert SA4 in September 2019 was 156,100 persons, a decrease of 2,800 employed persons, or 1.8% over the year (Figure 1).
- The unemployment rate in Logan - Beaudesert SA4 in September 2019 was 8.0 per cent, an increase of 1.3 percentage points over the year. The unemployment rate for this area was the third-highest of all 19 SA4s within Queensland (Figure 2).
- The participation rate in Logan - Beaudesert SA4 in September 2019 was 63.5 per cent, a decrease of 1.5 percentage points over the year (Table 1).

SA4 = Statistical Area Level 4 (ASGS 2016 edition)

Notes (refer to website for more detailed notes):

Data for Queensland as a whole are provided for reference purposes only.

The labour force statistics presented in this brief are on a sample basis and will include a sampling error.

Totals may differ due to rounding. Figures are rounded to nearest 100 persons. Calculations are based on pre-rounded figures.

Figure 1 Annual change in employment, Logan - Beaudesert SA4

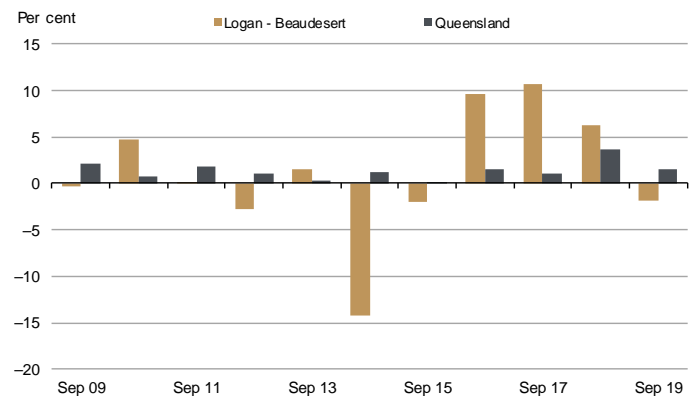


Figure 2 Unemployment rate by SA4, September 2019

