

# Regional labour force – Mackay - Isaac - Whitsunday SA4, Sep 19

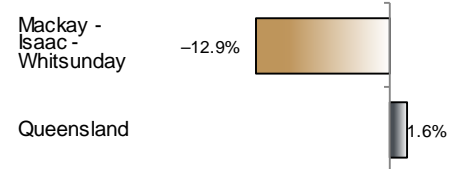
Source: ABS 6291.0.55.001, released 24 October 2019, 10:30 am (AEST)

**Table 1 Labour force status, Mackay - Isaac - Whitsunday SA4**

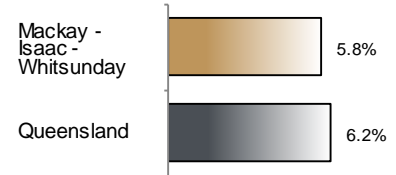
	Year ending			Annual change	
	Sep 18	Aug 19	Sep 19	persons	%
	— persons —			persons	%
Total employed	97,800	85,100	85,200	-12,600	-12.9
Total unemployed	3,300	5,200	5,200	1,900	55.5
Total labour force	101,100	90,300	90,400	-10,700	-10.6
Not in the labour force	34,900	45,600	45,400	10,500	30.2
Total persons 15+	136,000	135,800	135,800	-200	-0.1
Participation rate (%)	74.3	66.5	66.6	..	-7.8 (a)
Unemployment rate (%)	3.3	5.7	5.8	..	2.4 (a)

(a) Percentage point change.

**Employment growth, annual**



**Unemployment rate**



## Key data

Employment (annual change)..... ↓ 12.9%  
 Unemployment rate ..... 5.8%  
 Unemployment rate (annual change) ..... ↑ 2.4 ppt  
 Participation rate ..... 66.6%

ppt = percentage point

## Main findings

Note: All data in this brief are based on 12-month moving averages. This approach is supported by ABS advice on analysis of regional labour force estimates (see Table 16(b) of *Labour Force, Australia, Detailed* (cat. no. 6291.0.55.001)).

- The number of employed persons in Mackay - Isaac - Whitsunday SA4 in September 2019 was 85,200 persons, a decrease of 12,600 employed persons, or 12.9% over the year (Figure 1).
- The unemployment rate in Mackay - Isaac - Whitsunday SA4 in September 2019 was 5.8 per cent, an increase of 2.4 percentage points over the year. The unemployment rate for this area was the eighth-lowest of all 19 SA4s within Queensland (Figure 2).
- The participation rate in Mackay - Isaac - Whitsunday SA4 in September 2019 was 66.6 per cent, a decrease of 7.8 percentage points over the year (Table 1).

SA4 = Statistical Area Level 4 (ASGS 2016 edition)

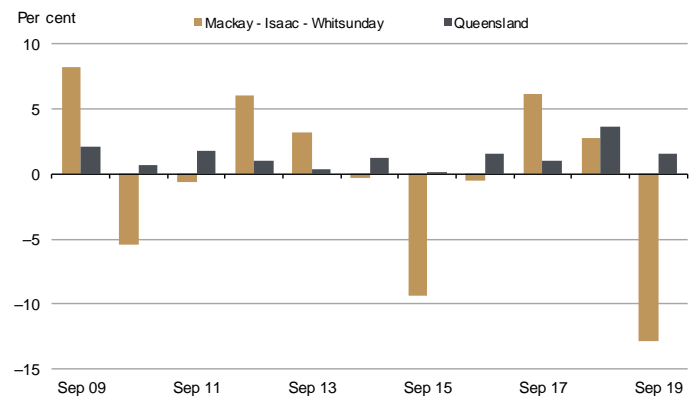
Notes (refer to website for more detailed notes):

Data for Queensland as a whole are provided for reference purposes only.

The labour force statistics presented in this brief are on a sample basis and will include a sampling error.

Totals may differ due to rounding. Figures are rounded to nearest 100 persons. Calculations are based on pre-rounded figures.

**Figure 1 Annual change in employment, Mackay - Isaac - Whitsunday SA4**



**Figure 2 Unemployment rate by SA4, September 2019**

