

# Regional labour force – Wide Bay SA4, Sep 19

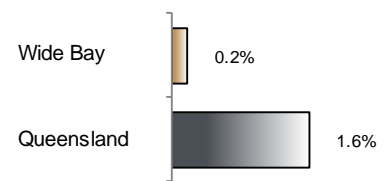
Source: ABS 6291.0.55.001, released 24 October 2019, 10:30 am (AEST)

**Table 1 Labour force status, Wide Bay SA4**

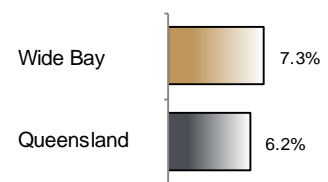
	Year ending			Annual change	
	Sep 18	Aug 19	Sep 19	persons	%
	— persons —				
Total employed	112,700	112,700	112,900	200	0.2
Total unemployed	10,800	8,900	8,900	-1,900	-17.8
Total labour force	123,500	121,700	121,800	-1,700	-1.4
Not in the labour force	119,800	124,300	124,300	4,600	3.8
Total persons 15+	243,300	245,900	246,100	2,800	1.2
Participation rate (%)	50.8	49.5	49.5	..	-1.3 (a)
Unemployment rate (%)	8.8	7.3	7.3	..	-1.5 (a)

(a) Percentage point change.

**Employment growth, annual**



**Unemployment rate**



## Key data

Employment (annual change)..... ↑ 0.2%  
 Unemployment rate ..... 7.3%  
 Unemployment rate (annual change) ..... ↓ 1.5 ppt  
 Participation rate ..... 49.5%

ppt = percentage point

## Main findings

Note: All data in this brief are based on 12-month moving averages. This approach is supported by ABS advice on analysis of regional labour force estimates (see Table 16(b) of *Labour Force, Australia, Detailed* (cat. no. 6291.0.55.001)).

- The number of employed persons in Wide Bay SA4 in September 2019 was 112,900 persons, an increase of 200 employed persons, or 0.2% over the year (Figure 1).
- The unemployment rate in Wide Bay SA4 in September 2019 was 7.3 per cent, a decrease of 1.5 percentage points over the year. The unemployment rate for this area was the fourth-highest of all 19 SA4s within Queensland (Figure 2).
- The participation rate in Wide Bay SA4 in September 2019 was 49.5 per cent, a decrease of 1.3 percentage points over the year (Table 1).

SA4 = Statistical Area Level 4 (ASGS 2016 edition)

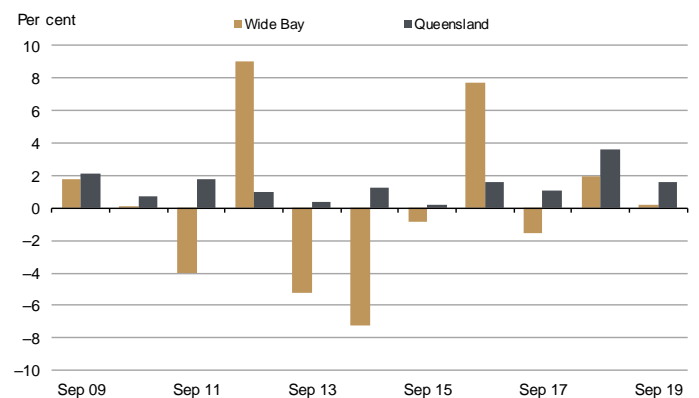
Notes (refer to website for more detailed notes):

Data for Queensland as a whole are provided for reference purposes only.

The labour force statistics presented in this brief are on a sample basis and will include a sampling error.

Totals may differ due to rounding. Figures are rounded to nearest 100 persons. Calculations are based on pre-rounded figures.

**Figure 1 Annual change in employment, Wide Bay SA4**



**Figure 2 Unemployment rate by SA4, September 2019**

