

# Regional labour force – Wide Bay SA4, Oct 19

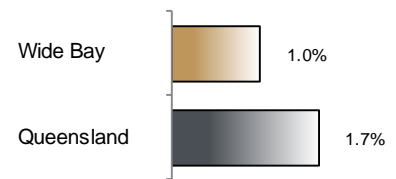
Source: ABS 6291.0.55.001, released 21 November 2019, 10:30 am (AEST)

**Table 1 Labour force status, Wide Bay SA4**

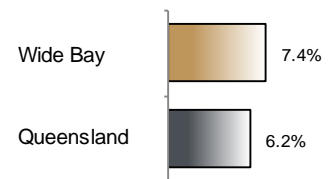
	Year ending			Annual change	
	Oct 18	Sep 19	Oct 19	persons	%
	— persons —			persons	%
Total employed	112,200	112,900	113,300	1,200	1.0
Total unemployed	10,500	8,900	9,000	-1,500	-14.0
Total labour force	122,700	121,800	122,400	-300	-0.3
Not in the labour force	120,800	124,300	124,000	3,200	2.6
Total persons 15+	243,500	246,100	246,400	2,900	1.2
Participation rate (%)	50.4	49.5	49.7	..	-0.7 (a)
Unemployment rate (%)	8.6	7.3	7.4	..	-1.2 (a)

(a) Percentage point change.

**Employment growth, annual**



**Unemployment rate**



## Key data

Employment (annual change)..... ↑ 1.0%  
 Unemployment rate ..... 7.4%  
 Unemployment rate (annual change) ..... ↓ 1.2 ppt  
 Participation rate ..... 49.7%

ppt = percentage point

## Main findings

Note: All data in this brief are based on 12-month moving averages. This approach is supported by ABS advice on analysis of regional labour force estimates (see Table 16(b) of *Labour Force, Australia, Detailed* (cat. no. 6291.0.55.001)).

- The number of employed persons in Wide Bay SA4 in October 2019 was 113,300 persons, an increase of 1,200 employed persons, or 1.0% over the year (Figure 1).
- The unemployment rate in Wide Bay SA4 in October 2019 was 7.4 per cent, a decrease of 1.2 percentage points over the year. The unemployment rate for this area was the fifth-highest of all 19 SA4s within Queensland (Figure 2).
- The participation rate in Wide Bay SA4 in October 2019 was 49.7 per cent, a decrease of 0.7 percentage point over the year (Table 1).

SA4 = Statistical Area Level 4 (ASGS 2016 edition)

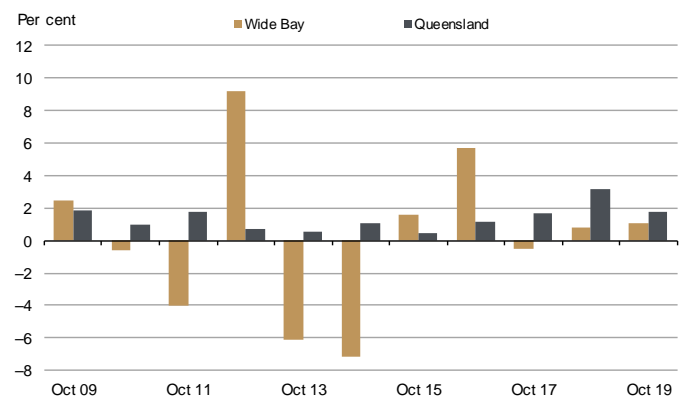
Notes (refer to website for more detailed notes):

Data for Queensland as a whole are provided for reference purposes only.

The labour force statistics presented in this brief are on a sample basis and will include a sampling error.

Totals may differ due to rounding. Figures are rounded to nearest 100 persons. Calculations are based on pre-rounded figures.

**Figure 1 Annual change in employment, Wide Bay SA4**



**Figure 2 Unemployment rate by SA4, October 2019**

