

Regional labour force – Central Queensland SA4, Nov 19

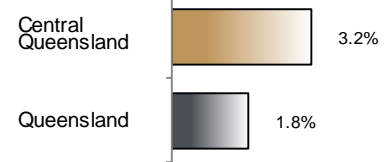
Source: ABS 6291.0.55.001, released 23 December 2019, 10:30 am (AEST)

Table 1 Labour force status, Central Queensland SA4

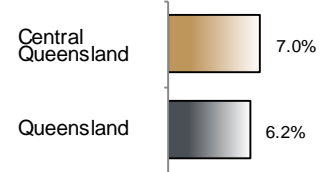
	Year ending			Annual change	
	Nov 18	Oct 19	Nov 19	persons	%
	— persons —			persons	%
Total employed	112,200	115,600	115,800	3,600	3.2
Total unemployed	8,100	8,500	8,700	600	7.8
Total labour force	120,300	124,100	124,500	4,300	3.5
Not in the labour force	55,800	52,500	52,100	-3,700	-6.7
Total persons 15+	176,100	176,600	176,600	500	0.3
Participation rate (%)	68.3	70.3	70.5	..	2.2 (a)
Unemployment rate (%)	6.7	6.8	7.0	..	0.3 (a)

(a) Percentage point change.

Employment growth, annual



Unemployment rate



Key data

Employment (annual change)..... ↑ 3.2%
 Unemployment rate 7.0%
 Unemployment rate (annual change) ↑ 0.3 ppt
 Participation rate 70.5%

ppt = percentage point

Main findings

Note: All data in this brief are based on 12-month moving averages. This approach is supported by ABS advice on analysis of regional labour force estimates (see Table 16(b) of *Labour Force, Australia, Detailed* (cat. no. 6291.0.55.001)).

- The number of employed persons in Central Queensland SA4 in November 2019 was 115,800 persons, an increase of 3,600 employed persons, or 3.2% over the year (Figure 1).
- The unemployment rate in Central Queensland SA4 in November 2019 was 7.0 per cent, an increase of 0.3 percentage point over the year. The unemployment rate for this area was the seventh-highest of all 19 SA4s within Queensland (Figure 2).
- The participation rate in Central Queensland SA4 in November 2019 was 70.5 per cent, an increase of 2.2 percentage points over the year (Table 1).

SA4 = Statistical Area Level 4 (ASGS 2016 edition)

Notes (refer to website for more detailed notes):

Data for Queensland as a whole are provided for reference purposes only.

The labour force statistics presented in this brief are on a sample basis and will include a sampling error.

Totals may differ due to rounding. Figures are rounded to nearest 100 persons. Calculations are based on pre-rounded figures.

Figure 1 Annual change in employment, Central Queensland SA4

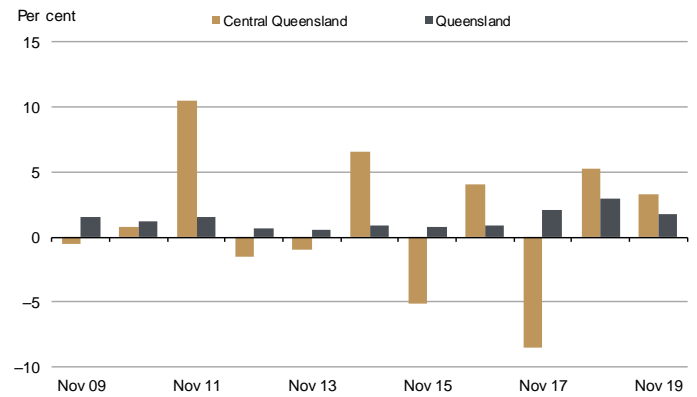


Figure 2 Unemployment rate by SA4, November 2019

