

# Regional labour force – Gold Coast SA4, Nov 19

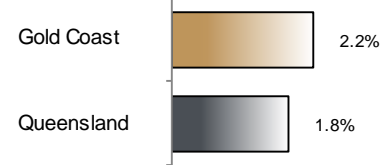
Source: ABS 6291.0.55.001, released 23 December 2019, 10:30 am (AEST)

**Table 1 Labour force status, Gold Coast SA4**

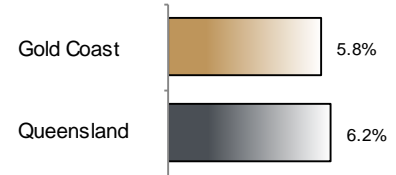
|                         | Year ending |         |         | Annual change |         |
|-------------------------|-------------|---------|---------|---------------|---------|
|                         | Nov 18      | Oct 19  | Nov 19  | persons       | %       |
|                         | — persons — |         |         | persons       | %       |
| Total employed          | 334,200     | 342,900 | 341,500 | 7,300         | 2.2     |
| Total unemployed        | 15,100      | 21,100  | 20,900  | 5,800         | 38.5    |
| Total labour force      | 349,300     | 364,100 | 362,400 | 13,100        | 3.8     |
| Not in the labour force | 157,800     | 155,600 | 158,400 | 600           | 0.4     |
| Total persons 15+       | 507,100     | 519,600 | 520,800 | 13,700        | 2.7     |
| Participation rate (%)  | 68.9        | 70.1    | 69.6    | ..            | 0.7 (a) |
| Unemployment rate (%)   | 4.3         | 5.8     | 5.8     | ..            | 1.4 (a) |

(a) Percentage point change.

**Employment growth, annual**



**Unemployment rate**



## Key data

Employment (annual change)..... ↑ 2.2%  
 Unemployment rate ..... 5.8%  
 Unemployment rate (annual change) ..... ↑ 1.4 ppt  
 Participation rate ..... 69.6%

ppt = percentage point

## Main findings

Note: All data in this brief are based on 12-month moving averages. This approach is supported by ABS advice on analysis of regional labour force estimates (see Table 16(b) of *Labour Force, Australia, Detailed* (cat. no. 6291.0.55.001)).

- The number of employed persons in Gold Coast SA4 in November 2019 was 341,500 persons, an increase of 7,300 employed persons, or 2.2% over the year (Figure 1).
- The unemployment rate in Gold Coast SA4 in November 2019 was 5.8 per cent, an increase of 1.4 percentage points over the year. The unemployment rate for this area was the eighth-lowest of all 19 SA4s within Queensland (Figure 2).
- The participation rate in Gold Coast SA4 in November 2019 was 69.6 per cent, an increase of 0.7 percentage point over the year (Table 1).

SA4 = Statistical Area Level 4 (ASGS 2016 edition)

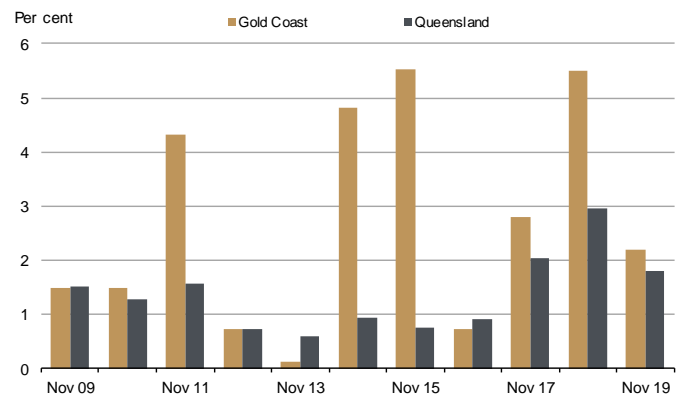
Notes (refer to website for more detailed notes):

Data for Queensland as a whole are provided for reference purposes only.

The labour force statistics presented in this brief are on a sample basis and will include a sampling error.

Totals may differ due to rounding. Figures are rounded to nearest 100 persons. Calculations are based on pre-rounded figures.

**Figure 1 Annual change in employment, Gold Coast SA4**



**Figure 2 Unemployment rate by SA4, November 2019**

