

Regional labour force – Logan - Beaudesert SA4, Nov 19

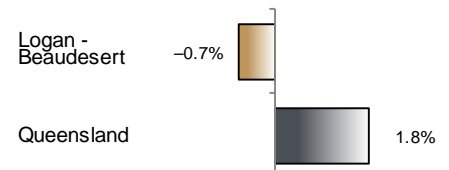
Source: ABS 6291.0.55.001, released 23 December 2019, 10:30 am (AEST)

Table 1 Labour force status, Logan - Beaudesert SA4

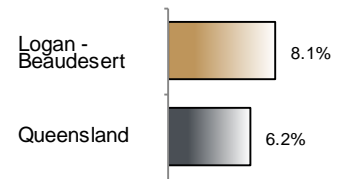
	Year ending			Annual change	
	Nov 18	Oct 19	Nov 19	persons	%
	— persons —			persons	%
Total employed	158,200	156,600	157,100	-1,100	-0.7
Total unemployed	11,600	13,900	13,900	2,300	20.2
Total labour force	169,800	170,400	171,000	1,200	0.7
Not in the labour force	93,300	97,400	97,300	4,000	4.2
Total persons 15+	263,100	267,900	268,300	5,200	2.0
Participation rate (%)	64.5	63.6	63.7	..	-0.8 (a)
Unemployment rate (%)	6.8	8.1	8.1	..	1.3 (a)

(a) Percentage point change.

Employment growth, annual



Unemployment rate



Key data

Employment (annual change)..... ↓ 0.7%
 Unemployment rate 8.1%
 Unemployment rate (annual change) ↑ 1.3 ppt
 Participation rate 63.7%

ppt = percentage point

Main findings

Note: All data in this brief are based on 12-month moving averages. This approach is supported by ABS advice on analysis of regional labour force estimates (see Table 16(b) of *Labour Force, Australia, Detailed* (cat. no. 6291.0.55.001)).

- The number of employed persons in Logan - Beaudesert SA4 in November 2019 was 157,100 persons, a decrease of 1,100 employed persons, or 0.7% over the year (Figure 1).
- The unemployment rate in Logan - Beaudesert SA4 in November 2019 was 8.1 per cent, an increase of 1.3 percentage points over the year. The unemployment rate for this area was the third-highest of all 19 SA4s within Queensland (Figure 2).
- The participation rate in Logan - Beaudesert SA4 in November 2019 was 63.7 per cent, a decrease of 0.8 percentage point over the year (Table 1).

SA4 = Statistical Area Level 4 (ASGS 2016 edition)

Notes (refer to website for more detailed notes):

Data for Queensland as a whole are provided for reference purposes only.

The labour force statistics presented in this brief are on a sample basis and will include a sampling error.

Totals may differ due to rounding. Figures are rounded to nearest 100 persons. Calculations are based on pre-rounded figures.

Figure 1 Annual change in employment, Logan - Beaudesert SA4

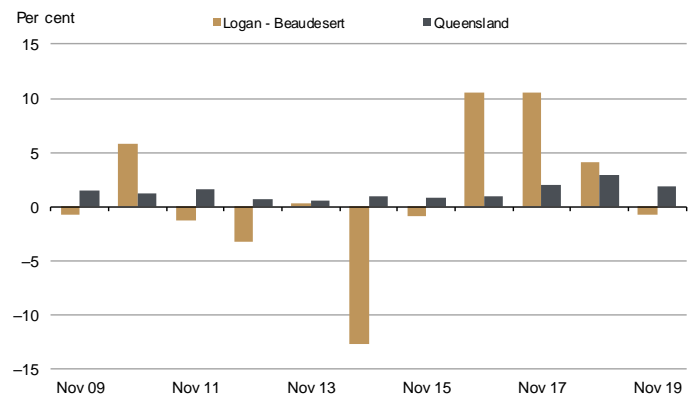


Figure 2 Unemployment rate by SA4, November 2019

