

Regional labour force – Mackay - Isaac - Whitsunday SA4, Nov 19

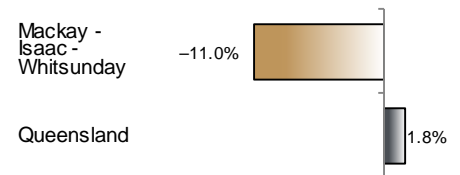
Source: ABS 6291.0.55.001, released 23 December 2019, 10:30 am (AEST)

Table 1 Labour force status, Mackay - Isaac - Whitsunday SA4

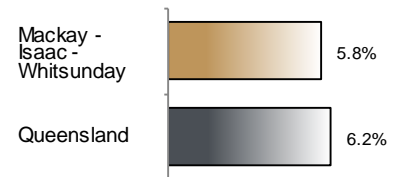
| | Year ending | | | Annual change | |
|-------------------------|-------------|---------|---------|---------------|----------|
| | Nov 18 | Oct 19 | Nov 19 | persons | % |
| | — persons — | | | persons | % |
| Total employed | 96,500 | 85,700 | 85,900 | -10,600 | -11.0 |
| Total unemployed | 3,600 | 5,100 | 5,300 | 1,800 | 49.2 |
| Total labour force | 100,100 | 90,800 | 91,200 | -8,800 | -8.8 |
| Not in the labour force | 36,200 | 45,600 | 45,200 | 9,000 | 25.0 |
| Total persons 15+ | 136,200 | 136,400 | 136,500 | 200 | 0.2 |
| Participation rate (%) | 73.4 | 66.5 | 66.9 | .. | -6.6 (a) |
| Unemployment rate (%) | 3.6 | 5.6 | 5.8 | .. | 2.3 (a) |

(a) Percentage point change.

Employment growth, annual



Unemployment rate



Key data

Employment (annual change)..... ↓ 11.0%
 Unemployment rate 5.8%
 Unemployment rate (annual change) ↑ 2.3 ppt
 Participation rate 66.9%

ppt = percentage point

Main findings

Note: All data in this brief are based on 12-month moving averages. This approach is supported by ABS advice on analysis of regional labour force estimates (see Table 16(b) of *Labour Force, Australia, Detailed* (cat. no. 6291.0.55.001)).

- The number of employed persons in Mackay - Isaac - Whitsunday SA4 in November 2019 was 85,900 persons, a decrease of 10,600 employed persons, or 11.0% over the year (Figure 1).
- The unemployment rate in Mackay - Isaac - Whitsunday SA4 in November 2019 was 5.8 per cent, an increase of 2.3 percentage points over the year. The unemployment rate for this area was the ninth-lowest of all 19 SA4s within Queensland (Figure 2).
- The participation rate in Mackay - Isaac - Whitsunday SA4 in November 2019 was 66.9 per cent, a decrease of 6.6 percentage points over the year (Table 1).

SA4 = Statistical Area Level 4 (ASGS 2016 edition)

Notes (refer to website for more detailed notes):

Data for Queensland as a whole are provided for reference purposes only.

The labour force statistics presented in this brief are on a sample basis and will include a sampling error.

Totals may differ due to rounding. Figures are rounded to nearest 100 persons. Calculations are based on pre-rounded figures.

Figure 1 Annual change in employment, Mackay - Isaac - Whitsunday SA4

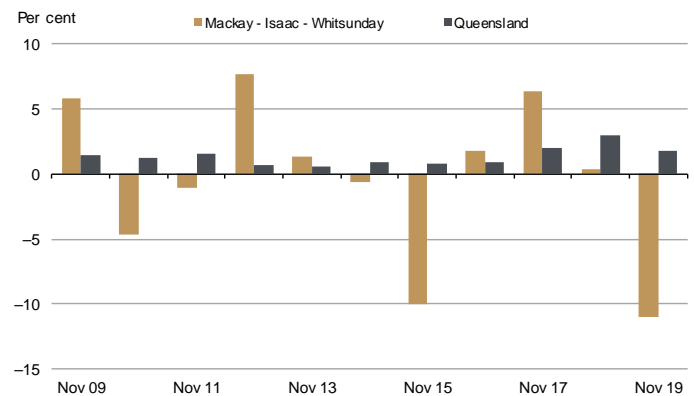


Figure 2 Unemployment rate by SA4, November 2019

