

Regional labour force – Wide Bay SA4, Nov 19

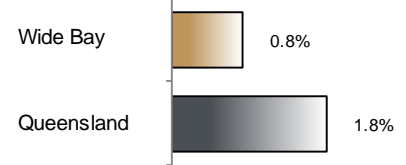
Source: ABS 6291.0.55.001, released 23 December 2019, 10:30 am (AEST)

Table 1 Labour force status, Wide Bay SA4

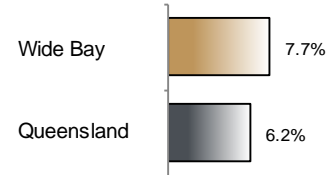
	Year ending			Annual change	
	Nov 18	Oct 19	Nov 19	persons	%
	— persons —			persons	%
Total employed	112,200	113,400	113,100	900	0.8
Total unemployed	10,400	9,100	9,500	-900	-9.0
Total labour force	122,600	122,500	122,600	0	-0.0
Not in the labour force	121,100	123,800	123,900	2,800	2.3
Total persons 15+	243,700	246,300	246,600	2,800	1.2
Participation rate (%)	50.3	49.7	49.7	..	-0.6 (a)
Unemployment rate (%)	8.5	7.4	7.7	..	-0.8 (a)

(a) Percentage point change.

Employment growth, annual



Unemployment rate



Key data

Employment (annual change)..... ↑ 0.8%
 Unemployment rate 7.7%
 Unemployment rate (annual change) ↓ 0.8 ppt
 Participation rate 49.7%

ppt = percentage point

Main findings

Note: All data in this brief are based on 12-month moving averages. This approach is supported by ABS advice on analysis of regional labour force estimates (see Table 16(b) of *Labour Force, Australia, Detailed* (cat. no. 6291.0.55.001)).

- The number of employed persons in Wide Bay SA4 in November 2019 was 113,100 persons, an increase of 900 employed persons, or 0.8% over the year (Figure 1).
- The unemployment rate in Wide Bay SA4 in November 2019 was 7.7 per cent, a decrease of 0.8 percentage point over the year. The unemployment rate for this area was the fifth-highest of all 19 SA4s within Queensland (Figure 2).
- The participation rate in Wide Bay SA4 in November 2019 was 49.7 per cent, a decrease of 0.6 percentage point over the year (Table 1).

SA4 = Statistical Area Level 4 (ASGS 2016 edition)

Notes (refer to website for more detailed notes):

Data for Queensland as a whole are provided for reference purposes only.

The labour force statistics presented in this brief are on a sample basis and will include a sampling error.

Totals may differ due to rounding. Figures are rounded to nearest 100 persons. Calculations are based on pre-rounded figures.

Figure 1 Annual change in employment, Wide Bay SA4

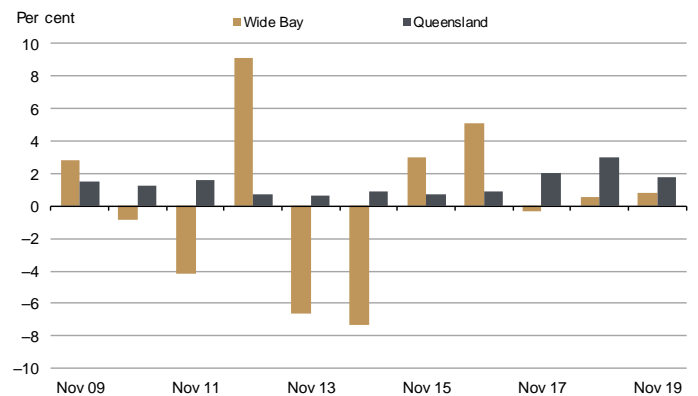


Figure 2 Unemployment rate by SA4, November 2019

