

Regional labour force – Logan - Beaudesert SA4, Dec 19

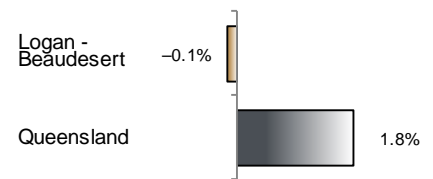
Source: ABS 6291.0.55.001, released 30 January 2020, 10:30 am (AEST)

Table 1 Labour force status, Logan - Beaudesert SA4

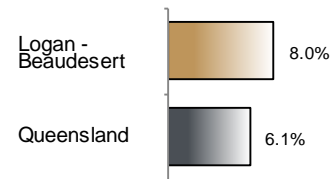
	Year ending			Annual change	
	Dec 18	Nov 19	Dec 19	persons	%
	— persons —			persons	%
Total employed	158,000	157,100	157,800	-200	-0.1
Total unemployed	12,100	13,900	13,700	1,600	13.4
Total labour force	170,100	171,000	171,500	1,400	0.8
Not in the labour force	93,500	97,300	97,300	3,800	4.1
Total persons 15+	263,500	268,300	268,700	5,200	2.0
Participation rate (%)	64.5	63.7	63.8	..	-0.7 (a)
Unemployment rate (%)	7.1	8.1	8.0	..	0.9 (a)

(a) Percentage point change.

Employment growth, annual



Unemployment rate



Key data

Employment (annual change)..... ↓ 0.1%
 Unemployment rate 8.0%
 Unemployment rate (annual change) ↑ 0.9 ppt
 Participation rate 63.8%

ppt = percentage point

Main findings

Note: All data in this brief are based on 12-month moving averages. This approach is supported by ABS advice on analysis of regional labour force estimates (see Table 16(b) of *Labour Force, Australia, Detailed* (cat. no. 6291.0.55.001)).

- The number of employed persons in Logan - Beaudesert SA4 in December 2019 was 157,800 persons, a decrease of 200 employed persons, or 0.1% over the year (Figure 1).
- The unemployment rate in Logan - Beaudesert SA4 in December 2019 was 8.0 per cent, an increase of 0.9 percentage point over the year. The unemployment rate for this area was the third-highest of all 19 SA4s within Queensland (Figure 2).
- The participation rate in Logan - Beaudesert SA4 in December 2019 was 63.8 per cent, a decrease of 0.7 percentage point over the year (Table 1).

SA4 = Statistical Area Level 4 (ASGS 2016 edition)

Notes (refer to website for more detailed notes):

Data for Queensland as a whole are provided for reference purposes only.

The labour force statistics presented in this brief are on a sample basis and will include a sampling error.

Totals may differ due to rounding. Figures are rounded to nearest 100 persons. Calculations are based on pre-rounded figures.

Figure 1 Annual change in employment, Logan - Beaudesert SA4

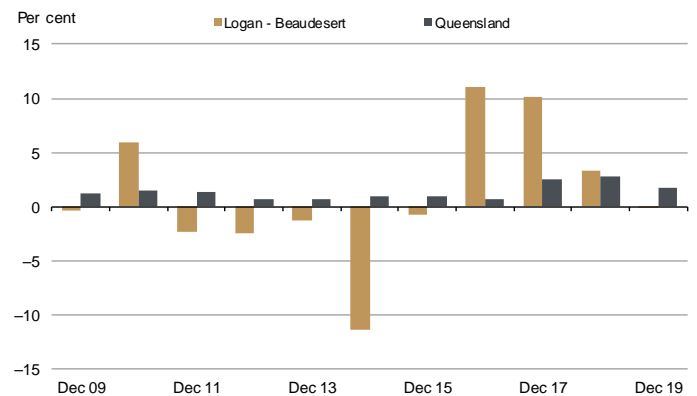


Figure 2 Unemployment rate by SA4, December 2019

