

Regional labour force – Mackay - Isaac - Whitsunday SA4, Dec 19

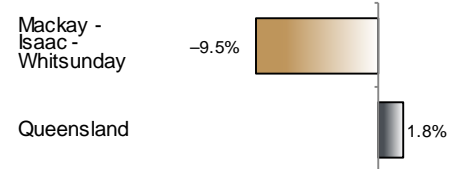
Source: ABS 6291.0.55.001, released 30 January 2020, 10:30 am (AEST)

Table 1 Labour force status, Mackay - Isaac - Whitsunday SA4

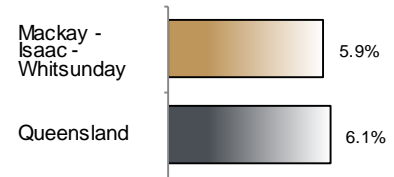
	Year ending			Annual change	
	Dec 18	Nov 19	Dec 19	persons	%
	— persons —			persons	%
Total employed	95,600	85,900	86,500	-9,100	-9.5
Total unemployed	3,500	5,300	5,400	1,900	55.0
Total labour force	99,100	91,200	91,900	-7,200	-7.3
Not in the labour force	37,200	45,200	44,600	7,400	20.0
Total persons 15+	136,300	136,500	136,500	200	0.2
Participation rate (%)	72.7	66.9	67.3	..	-5.4 (a)
Unemployment rate (%)	3.5	5.8	5.9	..	2.4 (a)

(a) Percentage point change.

Employment growth, annual



Unemployment rate



Key data

Employment (annual change)..... ↓ 9.5%
 Unemployment rate 5.9%
 Unemployment rate (annual change) ↑ 2.4 ppt
 Participation rate 67.3%

ppt = percentage point

Main findings

Note: All data in this brief are based on 12-month moving averages. This approach is supported by ABS advice on analysis of regional labour force estimates (see Table 16(b) of *Labour Force, Australia, Detailed* (cat. no. 6291.0.55.001)).

- The number of employed persons in Mackay - Isaac - Whitsunday SA4 in December 2019 was 86,500 persons, a decrease of 9,100 employed persons, or 9.5% over the year (Figure 1).
- The unemployment rate in Mackay - Isaac - Whitsunday SA4 in December 2019 was 5.9 per cent, an increase of 2.4 percentage points over the year. The unemployment rate for this area was the ninth-lowest of all 19 SA4s within Queensland (Figure 2).
- The participation rate in Mackay - Isaac - Whitsunday SA4 in December 2019 was 67.3 per cent, a decrease of 5.4 percentage points over the year (Table 1).

SA4 = Statistical Area Level 4 (ASGS 2016 edition)

Notes (refer to website for more detailed notes):

Data for Queensland as a whole are provided for reference purposes only.

The labour force statistics presented in this brief are on a sample basis and will include a sampling error.

Totals may differ due to rounding. Figures are rounded to nearest 100 persons. Calculations are based on pre-rounded figures.

Figure 1 Annual change in employment, Mackay - Isaac - Whitsunday SA4

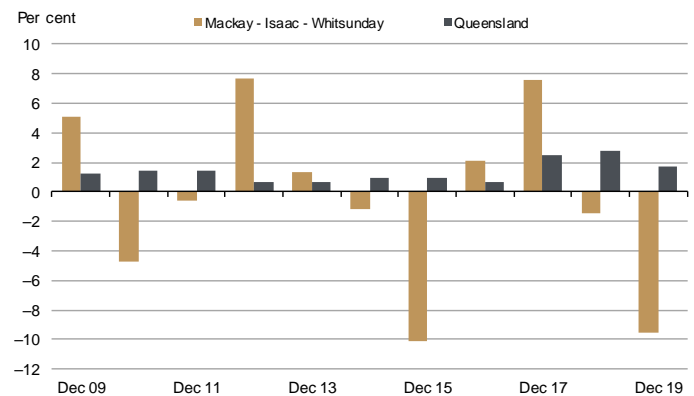


Figure 2 Unemployment rate by SA4, December 2019

