

# Regional labour force – Townsville SA4, Dec 19

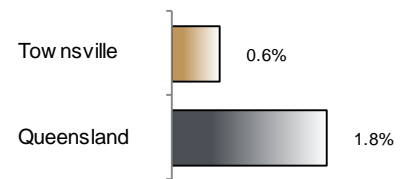
Source: ABS 6291.0.55.001, released 30 January 2020, 10:30 am (AEST)

**Table 1 Labour force status, Townsville SA4**

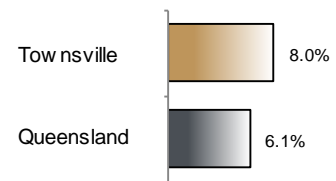
	Year ending			Annual change	
	Dec 18	Nov 19	Dec 19	persons	%
	— persons —			persons	%
Total employed	107,900	108,100	108,500	600	0.6
Total unemployed	10,000	9,200	9,400	-600	-6.0
Total labour force	117,900	117,300	117,900	0	0.0
Not in the labour force	65,800	67,900	67,400	1,600	2.4
Total persons 15+	183,700	185,200	185,300	1,600	0.9
Participation rate (%)	64.2	63.3	63.6	..	-0.6 (a)
Unemployment rate (%)	8.5	7.9	8.0	..	-0.5 (a)

(a) Percentage point change.

**Employment growth, annual**



**Unemployment rate**



## Key data

Employment (annual change)..... ↑ 0.6%  
 Unemployment rate ..... 8.0%  
 Unemployment rate (annual change) ..... ↓ 0.5 ppt  
 Participation rate ..... 63.6%

ppt = percentage point

## Main findings

Note: All data in this brief are based on 12-month moving averages. This approach is supported by ABS advice on analysis of regional labour force estimates (see Table 16(b) of *Labour Force, Australia, Detailed* (cat. no. 6291.0.55.001)).

- The number of employed persons in Townsville SA4 in December 2019 was 108,500 persons, an increase of 600 employed persons, or 0.6% over the year (Figure 1).
- The unemployment rate in Townsville SA4 in December 2019 was 8.0 per cent, a decrease of 0.5 percentage point over the year. The unemployment rate for this area was the fourth-highest of all 19 SA4s within Queensland (Figure 2).
- The participation rate in Townsville SA4 in December 2019 was 63.6 per cent, a decrease of 0.6 percentage point over the year (Table 1).

SA4 = Statistical Area Level 4 (ASGS 2016 edition)

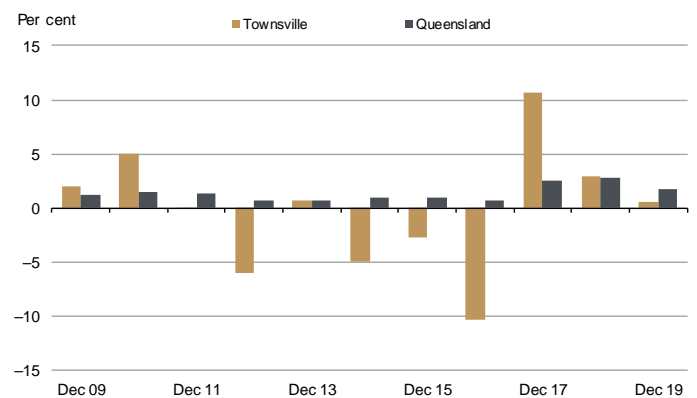
Notes (refer to website for more detailed notes):

Data for Queensland as a whole are provided for reference purposes only.

The labour force statistics presented in this brief are on a sample basis and will include a sampling error.

Totals may differ due to rounding. Figures are rounded to nearest 100 persons. Calculations are based on pre-rounded figures.

**Figure 1 Annual change in employment, Townsville SA4**



**Figure 2 Unemployment rate by SA4, December 2019**

