

Regional labour force – Wide Bay SA4, Dec 19

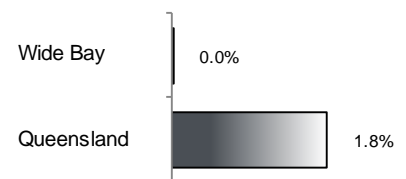
Source: ABS 6291.0.55.001, released 30 January 2020, 10:30 am (AEST)

Table 1 Labour force status, Wide Bay SA4

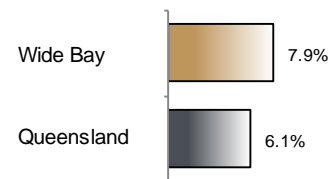
	Year ending			Annual change	
	Dec 18	Nov 19	Dec 19	persons	%
	— persons —			persons	%
Total employed	112,500	113,100	112,500	0	0.0
Total unemployed	10,000	9,500	9,700	-400	-3.7
Total labour force	122,500	122,600	122,200	-400	-0.3
Not in the labour force	121,400	123,900	124,600	3,200	2.6
Total persons 15+	244,000	246,600	246,800	2,800	1.2
Participation rate (%)	50.2	49.7	49.5	..	-0.7 (a)
Unemployment rate (%)	8.2	7.7	7.9	..	-0.3 (a)

(a) Percentage point change.

Employment growth, annual



Unemployment rate



Key data

Employment (annual change)..... 0.0%
 Unemployment rate 7.9%
 Unemployment rate (annual change) ↓ 0.3 ppt
 Participation rate 49.5%

ppt = percentage point

Main findings

Note: All data in this brief are based on 12-month moving averages. This approach is supported by ABS advice on analysis of regional labour force estimates (see Table 16(b) of *Labour Force, Australia, Detailed* (cat. no. 6291.0.55.001)).

- The number of employed persons in Wide Bay SA4 in December 2019 was 112,500 persons, unchanged over the year (Figure 1).
- The unemployment rate in Wide Bay SA4 in December 2019 was 7.9 per cent, a decrease of 0.3 percentage point over the year. The unemployment rate for this area was the fifth-highest of all 19 SA4s within Queensland (Figure 2).
- The participation rate in Wide Bay SA4 in December 2019 was 49.5 per cent, a decrease of 0.7 percentage point over the year (Table 1).

SA4 = Statistical Area Level 4 (ASGS 2016 edition)

Notes (refer to website for more detailed notes):

Data for Queensland as a whole are provided for reference purposes only.

The labour force statistics presented in this brief are on a sample basis and will include a sampling error.

Totals may differ due to rounding. Figures are rounded to nearest 100 persons. Calculations are based on pre-rounded figures.

Figure 1 Annual change in employment, Wide Bay SA4

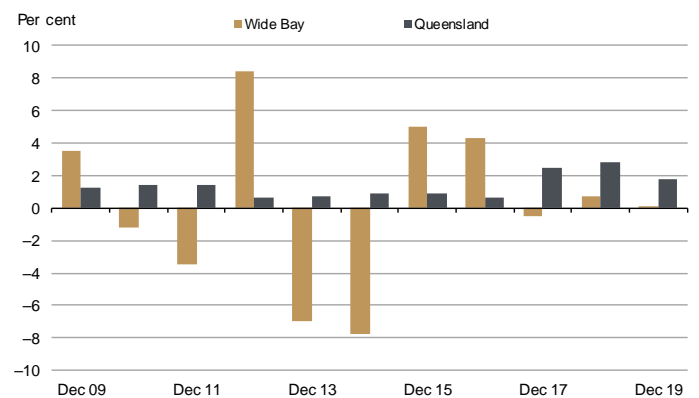


Figure 2 Unemployment rate by SA4, December 2019

