

Regional labour force – Logan - Beaudesert SA4, Jan 20

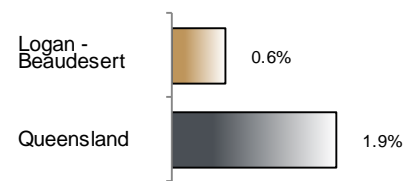
Source: ABS 6291.0.55.001, released 27 February 2020, 10:30 am (AEST)

Table 1 Labour force status, Logan - Beaudesert SA4

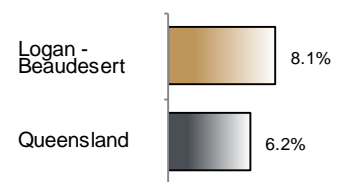
| | Year ending | | | Annual change | |
|-------------------------|-------------|---------|---------|---------------|----------|
| | Jan 19 | Dec 19 | Jan 20 | persons | % |
| | — persons — | | | | |
| Total employed | 157,800 | 157,800 | 158,700 | 1,000 | 0.6 |
| Total unemployed | 12,100 | 13,700 | 14,000 | 2,000 | 16.4 |
| Total labour force | 169,800 | 171,500 | 172,800 | 2,900 | 1.7 |
| Not in the labour force | 94,200 | 97,300 | 96,400 | 2,200 | 2.4 |
| Total persons 15+ | 264,000 | 268,700 | 269,200 | 5,200 | 2.0 |
| Participation rate (%) | 64.3 | 63.8 | 64.2 | .. | -0.1 (a) |
| Unemployment rate (%) | 7.1 | 8.0 | 8.1 | .. | 1.0 (a) |

(a) Percentage point change.

Employment growth, annual



Unemployment rate



Key data

Employment (annual change)..... ↑ 0.6%
 Unemployment rate 8.1%
 Unemployment rate (annual change) ↑ 1.0 ppt
 Participation rate 64.2%

ppt = percentage point

Main findings

Note: All data in this brief are based on 12-month moving averages. This approach is supported by ABS advice on analysis of regional labour force estimates (see Table 16(b) of *Labour Force, Australia, Detailed* (cat. no. 6291.0.55.001)).

- The number of employed persons in Logan - Beaudesert SA4 in January 2020 was 158,700 persons, an increase of 1,000 employed persons, or 0.6% over the year (Figure 1).
- The unemployment rate in Logan - Beaudesert SA4 in January 2020 was 8.1 per cent, an increase of 1.0 percentage points over the year. The unemployment rate for this area was the third-highest of all 19 SA4s within Queensland (Figure 2).
- The participation rate in Logan - Beaudesert SA4 in January 2020 was 64.2 per cent, a decrease of 0.1 percentage point over the year (Table 1).

SA4 = Statistical Area Level 4 (ASGS 2016 edition)

Notes (refer to website for more detailed notes):

Data for Queensland as a whole are provided for reference purposes only.

The labour force statistics presented in this brief are on a sample basis and will include a sampling error.

Totals may differ due to rounding. Figures are rounded to nearest 100 persons. Calculations are based on pre-rounded figures.

Figure 1 Annual change in employment, Logan - Beaudesert SA4

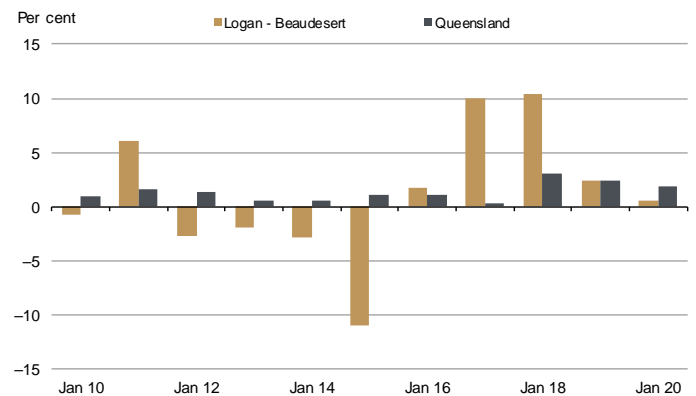


Figure 2 Unemployment rate by SA4, January 2020

