

Regional labour force – Mackay - Isaac - Whitsunday SA4, Jan 20

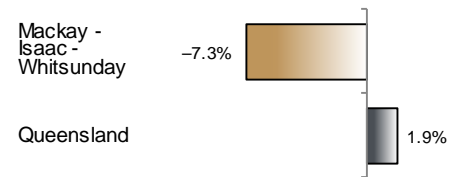
Source: ABS 6291.0.55.001, released 27 February 2020, 10:30 am (AEST)

Table 1 Labour force status, Mackay - Isaac - Whitsunday SA4

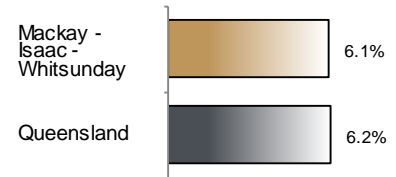
	Year ending			Annual change	
	Jan 19	Dec 19	Jan 20	persons	%
	— persons —			persons	%
Total employed	94,200	86,500	87,300	-6,900	-7.3
Total unemployed	3,400	5,400	5,700	2,300	66.8
Total labour force	97,600	91,900	93,000	-4,600	-4.8
Not in the labour force	38,700	44,600	43,500	4,800	12.5
Total persons 15+	136,300	136,500	136,500	200	0.1
Participation rate (%)	71.6	67.3	68.1	..	-3.5 (a)
Unemployment rate (%)	3.5	5.9	6.1	..	2.6 (a)

(a) Percentage point change.

Employment growth, annual



Unemployment rate



Key data

Employment (annual change)..... ↓ 7.3%
 Unemployment rate 6.1%
 Unemployment rate (annual change) ↑ 2.6 ppt
 Participation rate 68.1%

ppt = percentage point

Main findings

Note: All data in this brief are based on 12-month moving averages. This approach is supported by ABS advice on analysis of regional labour force estimates (see Table 16(b) of *Labour Force, Australia, Detailed* (cat. no. 6291.0.55.001)).

- The number of employed persons in Mackay - Isaac - Whitsunday SA4 in January 2020 was 87,300 persons, a decrease of 6,900 employed persons, or 7.3% over the year (Figure 1).
- The unemployment rate in Mackay - Isaac - Whitsunday SA4 in January 2020 was 6.1 per cent, an increase of 2.6 percentage points over the year. The unemployment rate for this area was the ninth-highest of all 19 SA4s within Queensland (Figure 2).
- The participation rate in Mackay - Isaac - Whitsunday SA4 in January 2020 was 68.1 per cent, a decrease of 3.5 percentage points over the year (Table 1).

SA4 = Statistical Area Level 4 (ASGS 2016 edition)

Notes (refer to website for more detailed notes):

Data for Queensland as a whole are provided for reference purposes only.

The labour force statistics presented in this brief are on a sample basis and will include a sampling error.

Totals may differ due to rounding. Figures are rounded to nearest 100 persons. Calculations are based on pre-rounded figures.

Figure 1 Annual change in employment, Mackay - Isaac - Whitsunday SA4

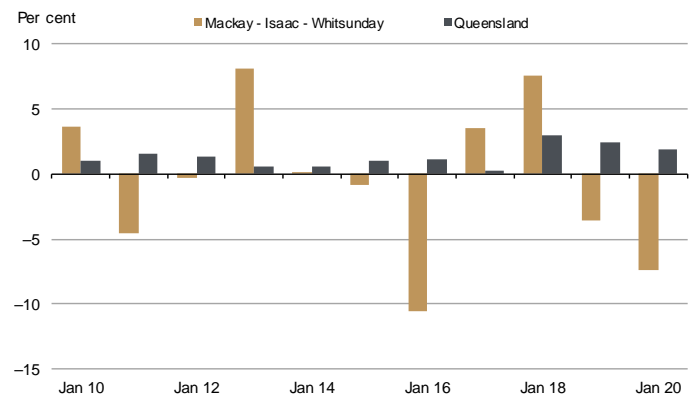


Figure 2 Unemployment rate by SA4, January 2020

