

Regional labour force – Toowoomba SA4, Jan 20

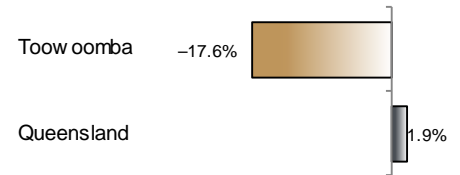
Source: ABS 6291.0.55.001, released 27 February 2020, 10:30 am (AEST)

Table 1 Labour force status, Toowoomba SA4

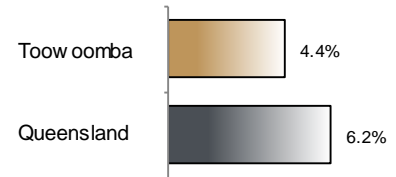
	Year ending			Annual change	
	Jan 19	Dec 19	Jan 20	persons	%
	— persons —				
Total employed	76,200	63,600	62,800	-13,400	-17.6
Total unemployed	4,800	2,900	2,900	-1,900	-40.2
Total labour force	81,000	66,500	65,600	-15,400	-19.0
Not in the labour force	43,600	59,700	60,700	17,200	39.4
Total persons 15+	124,600	126,200	126,400	1,800	1.4
Participation rate (%)	65.0	52.7	51.9	..	-13.1 (a)
Unemployment rate (%)	6.0	4.4	4.4	..	-1.6 (a)

(a) Percentage point change.

Employment growth, annual



Unemployment rate



Key data

Employment (annual change)..... ↓ 17.6%
 Unemployment rate 4.4%
 Unemployment rate (annual change) ↓ 1.6 ppt
 Participation rate 51.9%

ppt = percentage point

Main findings

Note: All data in this brief are based on 12-month moving averages. This approach is supported by ABS advice on analysis of regional labour force estimates (see Table 16(b) of *Labour Force, Australia, Detailed* (cat. no. 6291.0.55.001)).

- The number of employed persons in Toowoomba SA4 in January 2020 was 62,800 persons, a decrease of 13,400 employed persons, or 17.6% over the year (Figure 1).
- The unemployment rate in Toowoomba SA4 in January 2020 was 4.4 per cent, a decrease of 1.6 percentage points over the year. The unemployment rate for this area was the fourth-lowest of all 19 SA4s within Queensland (Figure 2).
- The participation rate in Toowoomba SA4 in January 2020 was 51.9 per cent, a decrease of 13.1 percentage points over the year (Table 1).

SA4 = Statistical Area Level 4 (ASGS 2016 edition)

Notes (refer to website for more detailed notes):

Data for Queensland as a whole are provided for reference purposes only.

The labour force statistics presented in this brief are on a sample basis and will include a sampling error.

Totals may differ due to rounding. Figures are rounded to nearest 100 persons. Calculations are based on pre-rounded figures.

Figure 1 Annual change in employment, Toowoomba SA4

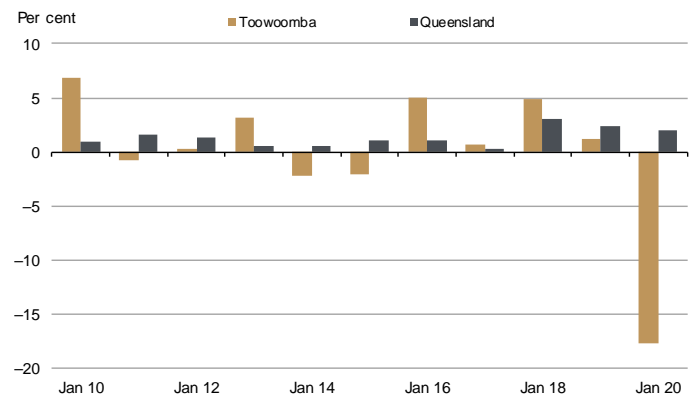


Figure 2 Unemployment rate by SA4, January 2020

