

# Regional labour force – Wide Bay SA4, Jan 20

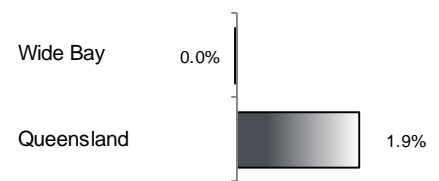
Source: ABS 6291.0.55.001, released 27 February 2020, 10:30 am (AEST)

**Table 1 Labour force status, Wide Bay SA4**

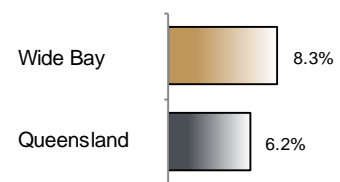
	Year ending			Annual change	
	Jan 19	Dec 19	Jan 20	persons	%
	— persons —			persons	%
Total employed	112,300	112,500	112,300	0	0.0
Total unemployed	9,900	9,700	10,200	300	2.6
Total labour force	122,200	122,200	122,400	200	0.2
Not in the labour force	122,000	124,600	124,600	2,600	2.1
Total persons 15+	244,200	246,800	247,000	2,800	1.2
Participation rate (%)	50.0	49.5	49.6	..	-0.5 (a)
Unemployment rate (%)	8.1	7.9	8.3	..	0.2 (a)

(a) Percentage point change.

**Employment growth, annual**



**Unemployment rate**



## Key data

Employment (annual change)..... 0.0%  
 Unemployment rate ..... 8.3%  
 Unemployment rate (annual change) ..... ↑ 0.2 ppt  
 Participation rate ..... 49.6%

ppt = percentage point

## Main findings

Note: All data in this brief are based on 12-month moving averages. This approach is supported by ABS advice on analysis of regional labour force estimates (see Table 16(b) of *Labour Force, Australia, Detailed* (cat. no. 6291.0.55.001)).

- The number of employed persons in Wide Bay SA4 in January 2020 was 112,300 persons, unchanged over the year (Figure 1).
- The unemployment rate in Wide Bay SA4 in January 2020 was 8.3 per cent, an increase of 0.2 percentage point over the year. The unemployment rate for this area was the second-highest of all 19 SA4s within Queensland (Figure 2).
- The participation rate in Wide Bay SA4 in January 2020 was 49.6 per cent, a decrease of 0.5 percentage point over the year (Table 1).

SA4 = Statistical Area Level 4 (ASGS 2016 edition)

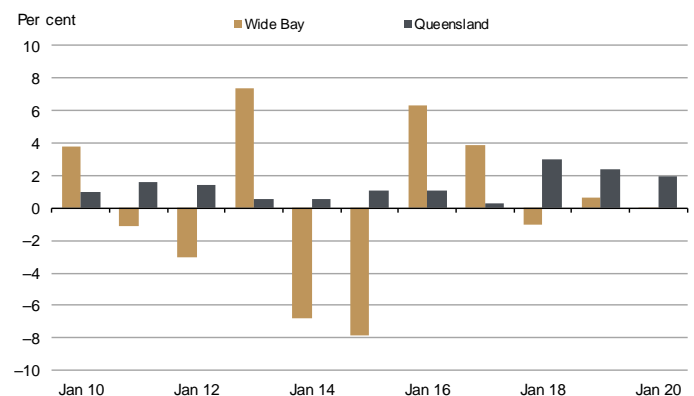
Notes (refer to website for more detailed notes):

Data for Queensland as a whole are provided for reference purposes only.

The labour force statistics presented in this brief are on a sample basis and will include a sampling error.

Totals may differ due to rounding. Figures are rounded to nearest 100 persons. Calculations are based on pre-rounded figures.

**Figure 1 Annual change in employment, Wide Bay SA4**



**Figure 2 Unemployment rate by SA4, January 2020**

