

Regional labour force – Mackay - Isaac - Whitsunday SA4, Feb 20

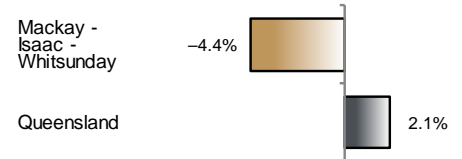
Source: ABS 6291.0.55.001, released 26 March 2020, 10:30 am (AEST)

Table 1 Labour force status, Mackay - Isaac - Whitsunday SA4

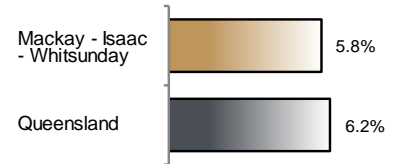
	Year ending			Annual change	
	Feb 19	Jan 20	Feb 20	persons	%
	— persons —			persons	%
Total employed	92,600	87,300	88,600	-4,000	-4.4
Total unemployed	3,600	5,700	5,500	1,900	53.1
Total labour force	96,200	92,900	94,100	-2,100	-2.2
Not in the labour force	40,100	43,500	42,400	2,300	5.7
Total persons 15+	136,300	136,400	136,400	100	0.1
Participation rate (%)	70.6	68.1	68.9	..	-1.6 (a)
Unemployment rate (%)	3.7	6.1	5.8	..	2.1 (a)

(a) Percentage point change.

Employment growth, annual



Unemployment rate



Key data

Employment (annual change)..... ↓ 4.4%
 Unemployment rate 5.8%
 Unemployment rate (annual change) ↑ 2.1 ppt
 Participation rate..... 68.9%

ppt = percentage point

Main findings

Note: All data in this brief are based on 12-month moving averages. This approach is supported by ABS advice on analysis of regional labour force estimates (see Table 16(b) of *Labour Force, Australia, Detailed* (cat. no. 6291.0.55.001)).

- The number of employed persons in Mackay - Isaac - Whitsunday SA4 in February 2020 was 88,600 persons, a decrease of 4,000 employed persons, or 4.4% over the year (Figure 1).
- The unemployment rate in Mackay - Isaac - Whitsunday SA4 in February 2020 was 5.8 per cent, an increase of 2.1 percentage points over the year. The unemployment rate for this area was the ninth-lowest of all 19 SA4s within Queensland (Figure 2).
- The participation rate in Mackay - Isaac - Whitsunday SA4 in February 2020 was 68.9 per cent, a decrease of 1.6 percentage points over the year (Table 1).

SA4 = Statistical Area Level 4 (ASGS 2016 edition)

Notes (refer to website for more detailed notes):

Data for Queensland as a whole are provided for reference purposes only.

The labour force statistics presented in this brief are on a sample basis and will include a sampling error.

Totals may differ due to rounding. Figures are rounded to nearest 100 persons. Calculations are based on pre-rounded figures.

Figure 1 Annual change in employment, Mackay - Isaac - Whitsunday SA4

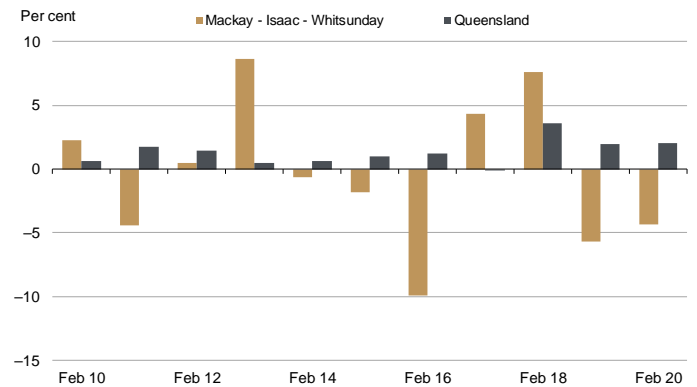


Figure 2 Unemployment rate by SA4, February 2020

