

# Regional labour force – Logan - Beaudesert SA4, Mar 20

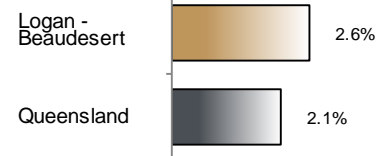
Source: ABS 6291.0.55.001, released 23 April 2020, 11:30 am (AEST)

**Table 1 Labour force status, Logan - Beaudesert SA4**

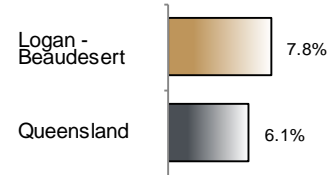
	Year ending			Annual change	
	Mar 19	Feb 20	Mar 20	persons	%
	— persons —				
Total employed	156,000	159,500	160,100	4,100	2.6
Total unemployed	12,700	13,900	13,600	900	7.2
Total labour force	168,700	173,400	173,800	5,000	3.0
Not in the labour force	96,100	96,000	96,100	0	0.0
Total persons 15+	264,800	269,500	269,900	5,100	1.9
Participation rate (%)	63.7	64.4	64.4	..	0.7 (a)
Unemployment rate (%)	7.5	8.0	7.8	..	0.3 (a)

(a) Percentage point change.

**Employment growth, annual**



**Unemployment rate**



## Key data

Employment (annual change)..... ↑ 2.6%  
 Unemployment rate ..... 7.8%  
 Unemployment rate (annual change) ..... ↑ 0.3 ppt  
 Participation rate ..... 64.4%

ppt = percentage point

## Main findings

Note: All data in this brief are based on 12-month moving averages. This approach is supported by ABS advice on analysis of regional labour force estimates (see Table 16(b) of *Labour Force, Australia, Detailed* (cat. no. 6291.0.55.001)).

- The number of employed persons in Logan - Beaudesert SA4 in March 2020 was 160,100 persons, an increase of 4,100 employed persons, or 2.6% over the year (Figure 1).
- The unemployment rate in Logan - Beaudesert SA4 in March 2020 was 7.8 per cent, an increase of 0.3 percentage point over the year. The unemployment rate for this area was the fourth-highest of all 19 SA4s within Queensland (Figure 2).
- The participation rate in Logan - Beaudesert SA4 in March 2020 was 64.4 per cent, an increase of 0.7 percentage point over the year (Table 1).

SA4 = Statistical Area Level 4 (ASGS 2016 edition)

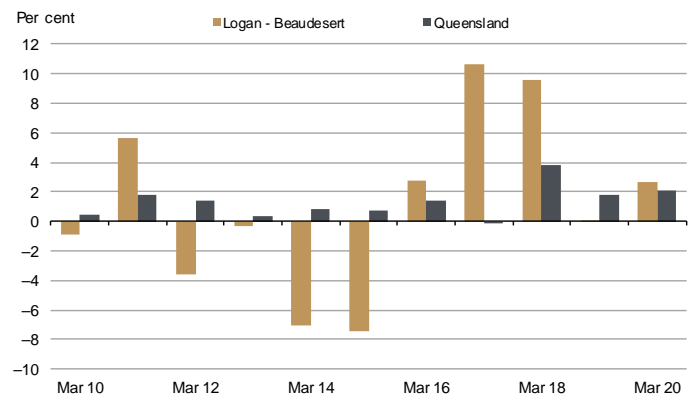
Notes (refer to website for more detailed notes):

Data for Queensland as a whole are provided for reference purposes only.

The labour force statistics presented in this brief are on a sample basis and will include a sampling error.

Totals may differ due to rounding. Figures are rounded to nearest 100 persons. Calculations are based on pre-rounded figures.

**Figure 1 Annual change in employment, Logan - Beaudesert SA4**



**Figure 2 Unemployment rate by SA4, March 2020**

