

Regional labour force – Mackay - Isaac - Whitsunday SA4, Mar 20

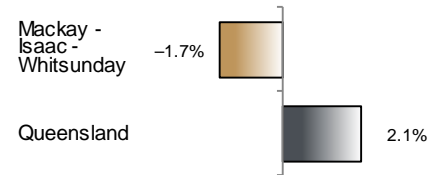
Source: ABS 6291.0.55.001, released 23 April 2020, 11:30 am (AEST)

Table 1 Labour force status, Mackay - Isaac - Whitsunday SA4

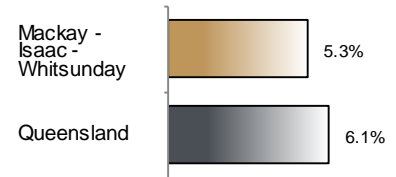
	Year ending			Annual change	
	Mar 19	Feb 20	Mar 20	persons	%
	— persons —			persons	%
Total employed	91,300	88,600	89,700	-1,600	-1.7
Total unemployed	3,700	5,500	5,000	1,300	33.8
Total labour force	95,000	94,100	94,700	-300	-0.3
Not in the labour force	41,300	42,400	41,700	400	0.9
Total persons 15+	136,300	136,400	136,400	100	0.1
Participation rate (%)	69.7	68.9	69.4	..	-0.3 (a)
Unemployment rate (%)	3.9	5.8	5.3	..	1.3 (a)

(a) Percentage point change.

Employment growth, annual



Unemployment rate



Key data

Employment (annual change)..... ↓ 1.7%
 Unemployment rate 5.3%
 Unemployment rate (annual change) ↑ 1.3 ppt
 Participation rate 69.4%

ppt = percentage point

Main findings

Note: All data in this brief are based on 12-month moving averages. This approach is supported by ABS advice on analysis of regional labour force estimates (see Table 16(b) of *Labour Force, Australia, Detailed* (cat. no. 6291.0.55.001)).

- The number of employed persons in Mackay - Isaac - Whitsunday SA4 in March 2020 was 89,700 persons, a decrease of 1,600 employed persons, or 1.7% over the year (Figure 1).
- The unemployment rate in Mackay - Isaac - Whitsunday SA4 in March 2020 was 5.3 per cent, an increase of 1.3 percentage points over the year. The unemployment rate for this area was the sixth-lowest of all 19 SA4s within Queensland (Figure 2).
- The participation rate in Mackay - Isaac - Whitsunday SA4 in March 2020 was 69.4 per cent, a decrease of 0.3 percentage point over the year (Table 1).

SA4 = Statistical Area Level 4 (ASGS 2016 edition)

Notes (refer to website for more detailed notes):

Data for Queensland as a whole are provided for reference purposes only.

The labour force statistics presented in this brief are on a sample basis and will include a sampling error.

Totals may differ due to rounding. Figures are rounded to nearest 100 persons. Calculations are based on pre-rounded figures.

Figure 1 Annual change in employment, Mackay - Isaac - Whitsunday SA4

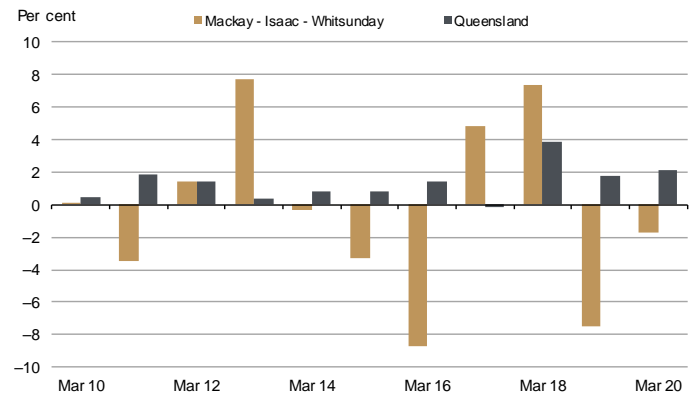


Figure 2 Unemployment rate by SA4, March 2020

