

Regional labour force – Wide Bay SA4, Mar 20

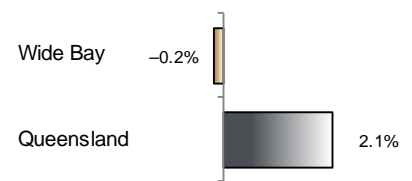
Source: ABS 6291.0.55.001, released 23 April 2020, 11:30 am (AEST)

Table 1 Labour force status, Wide Bay SA4

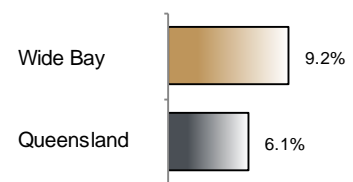
	Year ending			Annual change	
	Mar 19	Feb 20	Mar 20	persons	%
	— persons —			persons	%
Total employed	112,400	112,400	112,300	-200	-0.2
Total unemployed	9,300	10,400	11,400	2,100	22.7
Total labour force	121,700	122,800	123,700	1,900	1.6
Not in the labour force	122,900	124,300	123,700	800	0.7
Total persons 15+	244,700	247,200	247,400	2,700	1.1
Participation rate (%)	49.8	49.7	50.0	..	0.2 (a)
Unemployment rate (%)	7.6	8.5	9.2	..	1.6 (a)

(a) Percentage point change.

Employment growth, annual



Unemployment rate



Key data

Employment (annual change)..... ↓ 0.2%
 Unemployment rate 9.2%
 Unemployment rate (annual change) ↑ 1.6 ppt
 Participation rate 50.0%

ppt = percentage point

Main findings

Note: All data in this brief are based on 12-month moving averages. This approach is supported by ABS advice on analysis of regional labour force estimates (see Table 16(b) of *Labour Force, Australia, Detailed* (cat. no. 6291.0.55.001)).

- The number of employed persons in Wide Bay SA4 in March 2020 was 112,300 persons, a decrease of 200 employed persons, or 0.2% over the year (Figure 1).
- The unemployment rate in Wide Bay SA4 in March 2020 was 9.2 per cent, an increase of 1.6 percentage points over the year. The unemployment rate for this area was the second-highest of all 19 SA4s within Queensland (Figure 2).
- The participation rate in Wide Bay SA4 in March 2020 was 50.0 per cent, an increase of 0.2 percentage point over the year (Table 1).

SA4 = Statistical Area Level 4 (ASGS 2016 edition)

Notes (refer to website for more detailed notes):

Data for Queensland as a whole are provided for reference purposes only.

The labour force statistics presented in this brief are on a sample basis and will include a sampling error.

Totals may differ due to rounding. Figures are rounded to nearest 100 persons. Calculations are based on pre-rounded figures.

Figure 1 Annual change in employment, Wide Bay SA4

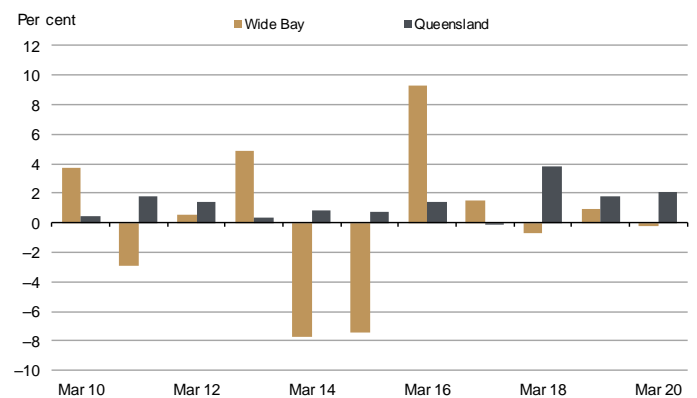


Figure 2 Unemployment rate by SA4, March 2020

