

Regional labour force – Mackay - Isaac - Whitsunday SA4, Apr 20

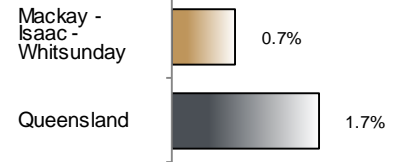
Source: ABS 6291.0.55.001, released 21 May 2020, 11:30 am (AEST)

Table 1 Labour force status, Mackay - Isaac - Whitsunday SA4

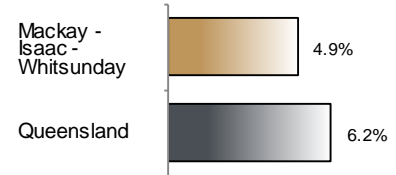
	Year ending			Annual change	
	Apr 19	Mar 20	Apr 20	persons	%
	— persons —				
Total employed	89,900	89,700	90,500	700	0.7
Total unemployed	4,100	5,000	4,700	600	14.9
Total labour force	93,900	94,700	95,200	1,300	1.3
Not in the labour force	42,400	41,700	41,300	-1,200	-2.8
Total persons 15+	136,400	136,400	136,400	100	0.1
Participation rate (%)	68.9	69.4	69.8	..	0.9 (a)
Unemployment rate (%)	4.3	5.3	4.9	..	0.6 (a)

(a) Percentage point change.

Employment growth, annual



Unemployment rate



Key data

Employment (annual change)..... ↑ 0.7%
 Unemployment rate 4.9%
 Unemployment rate (annual change) ↑ 0.6 ppt
 Participation rate 69.8%

ppt = percentage point

Main findings

Note: Due to the high standard errors associated with regional labour force survey data, the ABS and QGSO recommend using 12-month averages to reduce the volatility of the underlying original data. This volatility means it can be difficult to detect real world phenomena, such as those caused by the social distancing measures introduced to combat COVID-19, in the data. **As a result, it is not recommended regional labour force data be used to assess the impact of COVID-19.**

- The number of employed persons in Mackay - Isaac - Whitsunday SA4 in April 2020 was 90,500 persons, an increase of 700 employed persons, or 0.7% over the year (Figure 1).
- The unemployment rate in Mackay - Isaac - Whitsunday SA4 in April 2020 was 4.9 per cent, an increase of 0.6 percentage point over the year. The unemployment rate for this area was the fourth-lowest of all 19 SA4s within Queensland (Figure 2).
- The participation rate in Mackay - Isaac - Whitsunday SA4 in April 2020 was 69.8 per cent, an increase of 0.9 percentage point over the year (Table 1).

SA4 = Statistical Area Level 4 (ASGS 2016 edition)

Notes (refer to website for more detailed notes):

Data for Queensland as a whole are provided for reference purposes only.

The labour force statistics presented in this brief are on a sample basis and will include a sampling error.

Totals may differ due to rounding. Figures are rounded to nearest 100 persons. Calculations are based on pre-rounded figures.

Figure 1 Annual change in employment, Mackay - Isaac - Whitsunday SA4

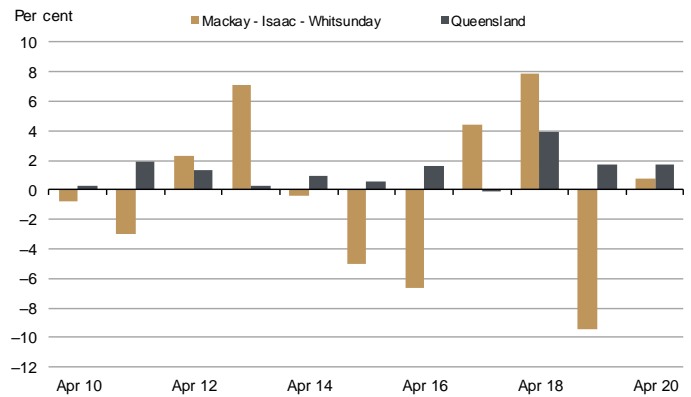


Figure 2 Unemployment rate by SA4, April 2020

