

# Regional labour force – Moreton Bay - North SA4, Apr 20

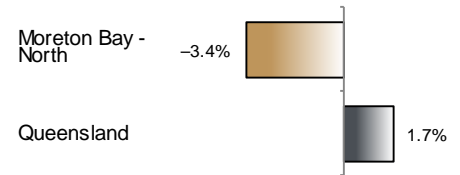
Source: ABS 6291.0.55.001, released 21 May 2020, 11:30 am (AEST)

**Table 1 Labour force status, Moreton Bay - North SA4**

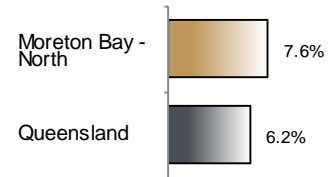
	Year ending			Annual change	
	Apr 19	Mar 20	Apr 20	persons	%
	— persons —			persons	%
Total employed	107,500	103,400	103,800	-3,700	-3.4
Total unemployed	11,100	9,000	8,600	-2,500	-22.6
Total labour force	118,600	112,300	112,400	-6,200	-5.2
Not in the labour force	85,800	95,600	95,900	10,100	11.8
Total persons 15+	204,400	208,000	208,300	3,900	1.9
Participation rate (%)	58.0	54.0	54.0	..	-4.1 (a)
Unemployment rate (%)	9.4	8.0	7.6	..	-1.7 (a)

(a) Percentage point change.

**Employment growth, annual**



**Unemployment rate**



## Key data

Employment (annual change)..... ↓ 3.4%  
 Unemployment rate ..... 7.6%  
 Unemployment rate (annual change) ..... ↓ 1.7 ppt  
 Participation rate ..... 54.0%

ppt = percentage point

## Main findings

Note: Due to the high standard errors associated with regional labour force survey data, the ABS and QGSO recommend using 12-month averages to reduce the volatility of the underlying original data. This volatility means it can be difficult to detect real world phenomena, such as those caused by the social distancing measures introduced to combat COVID-19, in the data. **As a result, it is not recommended regional labour force data be used to assess the impact of COVID-19.**

- The number of employed persons in Moreton Bay - North SA4 in April 2020 was 103,800 persons, a decrease of 3,700 employed persons, or 3.4% over the year (Figure 1).
- The unemployment rate in Moreton Bay - North SA4 in April 2020 was 7.6 per cent, a decrease of 1.7 percentage points over the year. The unemployment rate for this area was the fifth-highest of all 19 SA4s within Queensland (Figure 2).
- The participation rate in Moreton Bay - North SA4 in April 2020 was 54.0 per cent, a decrease of 4.1 percentage points over the year (Table 1).

SA4 = Statistical Area Level 4 (ASGS 2016 edition)

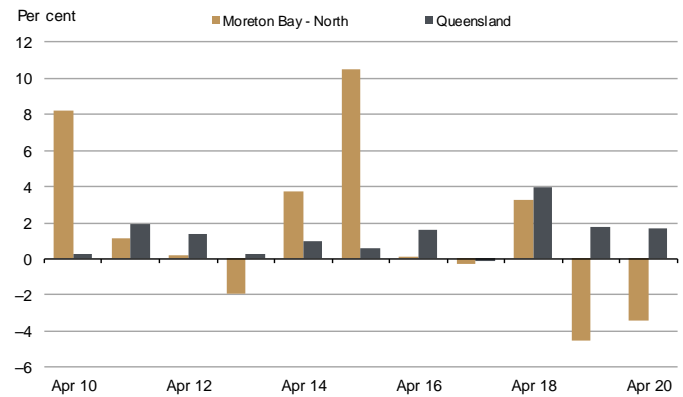
Notes (refer to website for more detailed notes):

Data for Queensland as a whole are provided for reference purposes only.

The labour force statistics presented in this brief are on a sample basis and will include a sampling error.

Totals may differ due to rounding. Figures are rounded to nearest 100 persons. Calculations are based on pre-rounded figures.

**Figure 1 Annual change in employment, Moreton Bay - North SA4**



**Figure 2 Unemployment rate by SA4, April 2020**

