

Regional labour force – Moreton Bay - South SA4, Apr 20

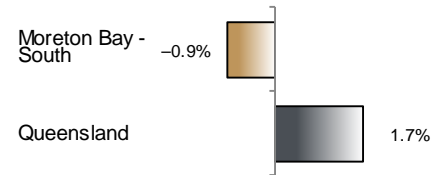
Source: ABS 6291.0.55.001, released 21 May 2020, 11:30 am (AEST)

Table 1 Labour force status, Moreton Bay - South SA4

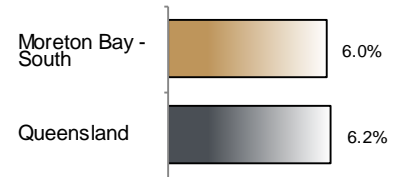
	Year ending			Annual change	
	Apr 19	Mar 20	Apr 20	persons	%
	— persons —			persons	%
Total employed	114,900	114,300	113,800	-1,100	-0.9
Total unemployed	6,100	6,900	7,300	1,100	18.4
Total labour force	121,000	121,200	121,100	100	0.0
Not in the labour force	44,100	48,700	49,200	5,100	11.5
Total persons 15+	165,200	169,900	170,300	5,100	3.1
Participation rate (%)	73.3	71.3	71.1	..	-2.2 (a)
Unemployment rate (%)	5.1	5.7	6.0	..	0.9 (a)

(a) Percentage point change.

Employment growth, annual



Unemployment rate



Key data

Employment (annual change)..... ↓ 0.9%
 Unemployment rate 6.0%
 Unemployment rate (annual change) ↑ 0.9 ppt
 Participation rate 71.1%

ppt = percentage point

Main findings

Note: Due to the high standard errors associated with regional labour force survey data, the ABS and QGSO recommend using 12-month averages to reduce the volatility of the underlying original data. This volatility means it can be difficult to detect real world phenomena, such as those caused by the social distancing measures introduced to combat COVID-19, in the data. **As a result, it is not recommended regional labour force data be used to assess the impact of COVID-19.**

- The number of employed persons in Moreton Bay - South SA4 in April 2020 was 113,800 persons, a decrease of 1,100 employed persons, or 0.9% over the year (Figure 1).
- The unemployment rate in Moreton Bay - South SA4 in April 2020 was 6.0 per cent, an increase of 0.9 percentage point over the year. The unemployment rate for this area was the tenth-lowest of all 19 SA4s within Queensland (Figure 2).
- The participation rate in Moreton Bay - South SA4 in April 2020 was 71.1 per cent, a decrease of 2.2 percentage points over the year (Table 1).

SA4 = Statistical Area Level 4 (ASGS 2016 edition)

Notes (refer to website for more detailed notes):

Data for Queensland as a whole are provided for reference purposes only.

The labour force statistics presented in this brief are on a sample basis and will include a sampling error.

Totals may differ due to rounding. Figures are rounded to nearest 100 persons. Calculations are based on pre-rounded figures.

Figure 1 Annual change in employment, Moreton Bay - South SA4

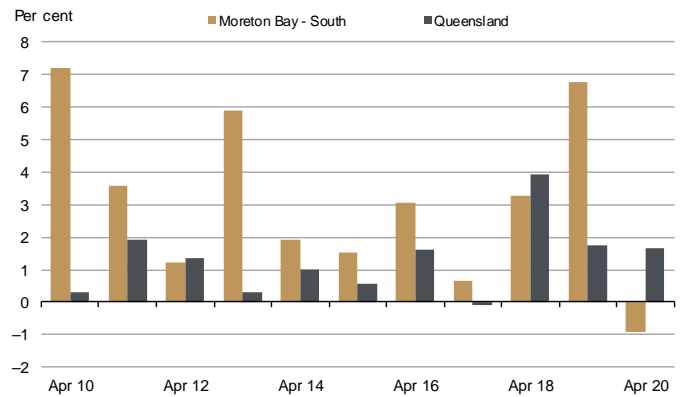


Figure 2 Unemployment rate by SA4, April 2020

