

# Regional labour force – Moreton Bay - South SA4, May 20

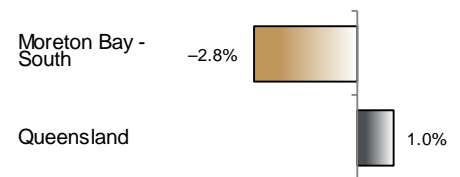
Source: ABS 6291.0.55.001, released 25 June 2020, 11:30 am (AEST)

**Table 1 Labour force status, Moreton Bay - South SA4**

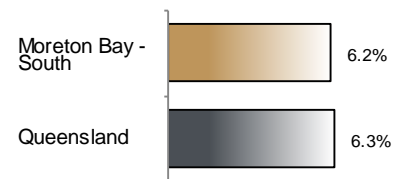
	Year ending			Annual change	
	May 19	Apr 20	May 20	persons	%
	— persons —			persons	%
Total employed	115,400	113,500	112,200	-3,200	-2.8
Total unemployed	5,900	7,300	7,500	1,600	26.6
Total labour force	121,300	120,800	119,600	-1,700	-1.4
Not in the labour force	44,300	49,400	50,900	6,600	14.9
Total persons 15+	165,600	170,200	170,600	5,000	3.0
Participation rate (%)	73.2	71.0	70.1	..	-3.1 (a)
Unemployment rate (%)	4.9	6.0	6.2	..	1.4 (a)

(a) Percentage point change.

**Employment growth, annual**



**Unemployment rate**



## Key data

Employment (annual change)..... ↓ 2.8%  
 Unemployment rate ..... 6.2%  
 Unemployment rate (annual change) ..... ↑ 1.4 ppt  
 Participation rate ..... 70.1%

ppt = percentage point

## Main findings

Note: Due to the high standard errors associated with regional labour force survey data, the ABS and QGSO recommend using 12-month averages to reduce the volatility of the underlying original data. This volatility means it can be difficult to detect real world phenomena, such as those caused by the social distancing measures introduced to combat COVID-19, in the data. **As a result, it is not recommended regional labour force data be used to assess the impact of COVID-19.**

- The number of employed persons in Moreton Bay - South SA4 in May 2020 was 112,200 persons, a decrease of 3,200 employed persons, or 2.8% over the year (Figure 1).
- The unemployment rate in Moreton Bay - South SA4 in May 2020 was 6.2 per cent, an increase of 1.4 percentage points over the year. The unemployment rate for this area was the eighth-highest of all 19 SA4s within Queensland (Figure 2).
- The participation rate in Moreton Bay - South SA4 in May 2020 was 70.1 per cent, a decrease of 3.1 percentage points over the year (Table 1).

SA4 = Statistical Area Level 4 (ASGS 2016 edition)

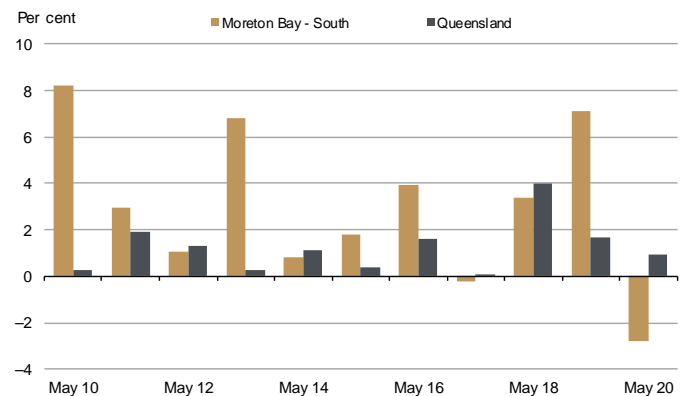
Notes (refer to website for more detailed notes):

Data for Queensland as a whole are provided for reference purposes only.

The labour force statistics presented in this brief are on a sample basis and will include a sampling error.

Totals may differ due to rounding. Figures are rounded to nearest 100 persons. Calculations are based on pre-rounded figures.

**Figure 1 Annual change in employment, Moreton Bay - South SA4**



**Figure 2 Unemployment rate by SA4, May 2020**

