

# Regional labour force – Wide Bay SA4, May 20

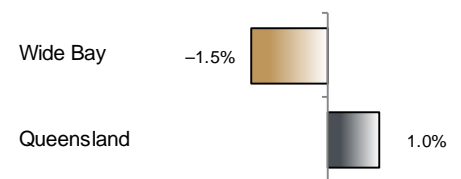
Source: ABS 6291.0.55.001, released 25 June 2020, 11:30 am (AEST)

**Table 1 Labour force status, Wide Bay SA4**

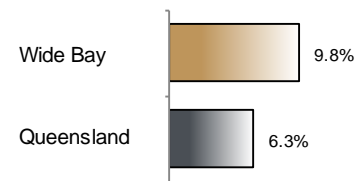
	Year ending			Annual change	
	May 19	Apr 20	May 20	persons	%
	— persons —			persons	%
Total employed	112,400	111,200	110,800	-1,700	-1.5
Total unemployed	9,100	11,700	12,000	3,000	32.7
Total labour force	121,500	122,900	122,800	1,300	1.1
Not in the labour force	123,600	124,500	124,800	1,200	1.0
Total persons 15+	245,100	247,400	247,600	2,500	1.0
Participation rate (%)	49.6	49.7	49.6	..	0.0 (a)
Unemployment rate (%)	7.5	9.5	9.8	..	2.3 (a)

(a) Percentage point change.

**Employment growth, annual**



**Unemployment rate**



## Key data

Employment (annual change)..... ↓ 1.5%  
 Unemployment rate ..... 9.8%  
 Unemployment rate (annual change) ..... ↑ 2.3 ppt  
 Participation rate ..... 49.6%

ppt = percentage point

## Main findings

Note: Due to the high standard errors associated with regional labour force survey data, the ABS and QGSO recommend using 12-month averages to reduce the volatility of the underlying original data. This volatility means it can be difficult to detect real world phenomena, such as those caused by the social distancing measures introduced to combat COVID-19, in the data. **As a result, it is not recommended regional labour force data be used to assess the impact of COVID-19.**

- The number of employed persons in Wide Bay SA4 in May 2020 was 110,800 persons, a decrease of 1,700 employed persons, or 1.5% over the year (Figure 1).
- The unemployment rate in Wide Bay SA4 in May 2020 was 9.8 per cent, an increase of 2.3 percentage points over the year. The unemployment rate for this area was the second-highest of all 19 SA4s within Queensland (Figure 2).
- The participation rate in Wide Bay SA4 in May 2020 was 49.6 per cent, unchanged over the year (Table 1).

SA4 = Statistical Area Level 4 (ASGS 2016 edition)

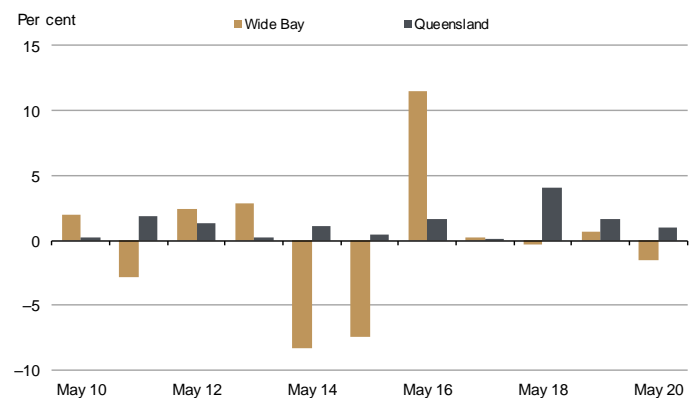
Notes (refer to website for more detailed notes):

Data for Queensland as a whole are provided for reference purposes only.

The labour force statistics presented in this brief are on a sample basis and will include a sampling error.

Totals may differ due to rounding. Figures are rounded to nearest 100 persons. Calculations are based on pre-rounded figures.

**Figure 1 Annual change in employment, Wide Bay SA4**



**Figure 2 Unemployment rate by SA4, May 2020**

