

Regional labour force – Moreton Bay - South SA4, Jun 20

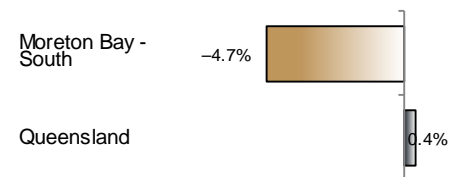
Source: ABS 6291.0.55.001, released 23 July 2020, 11:30 am (AEST)

Table 1 Labour force status, Moreton Bay - South SA4

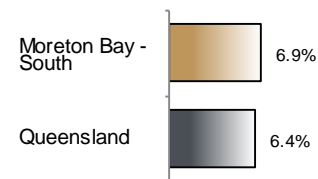
	Year ending			Annual change	
	Jun 19	May 20	Jun 20	persons	%
	— persons —			persons	%
Total employed	115,900	112,100	110,400	-5,500	-4.7
Total unemployed	5,800	7,500	8,200	2,500	42.8
Total labour force	121,700	119,500	118,700	-3,000	-2.5
Not in the labour force	44,400	51,000	52,300	7,900	17.9
Total persons 15+	166,000	170,600	171,000	4,900	3.0
Participation rate (%)	73.3	70.1	69.4	..	-3.9 (a)
Unemployment rate (%)	4.7	6.2	6.9	..	2.2 (a)

(a) Percentage point change.

Employment growth, annual



Unemployment rate



Key data

Employment (annual change)..... ↓ 4.7%
 Unemployment rate 6.9%
 Unemployment rate (annual change) ↑ 2.2 ppt
 Participation rate 69.4%

ppt = percentage point

Main findings

Note: Due to the high standard errors associated with regional labour force survey data, the ABS and QGSO recommend using 12-month averages to reduce the volatility of the underlying original data. This volatility means it can be difficult to detect real world phenomena, such as those caused by the social distancing measures introduced to combat COVID-19, in the data. **As a result, it is not recommended regional labour force data be used to assess the impact of COVID-19.**

All data in this brief are based on 12-month moving averages.

- The number of employed persons in Moreton Bay - South SA4 in June 2020 was 110,400 persons, a decrease of 5,500 employed persons, or 4.7% over the year (Figure 1).
- The unemployment rate in Moreton Bay - South SA4 in June 2020 was 6.9 per cent, an increase of 2.2 percentage points over the year. The unemployment rate for this area was the seventh-highest of all 19 SA4s within Queensland (Figure 2).
- The participation rate in Moreton Bay - South SA4 in June 2020 was 69.4 per cent, a decrease of 3.9 percentage points over the year (Table 1).

SA4 = Statistical Area Level 4 (ASGS 2016 edition)

Notes (refer to website for more detailed notes):

Data for Queensland as a whole are provided for reference purposes only.

The labour force statistics presented in this brief are on a sample basis and will include a sampling error.

Totals may differ due to rounding. Figures are rounded to nearest 100 persons. Calculations are based on pre-rounded figures.

Figure 1 Annual change in employment, Moreton Bay - South SA4

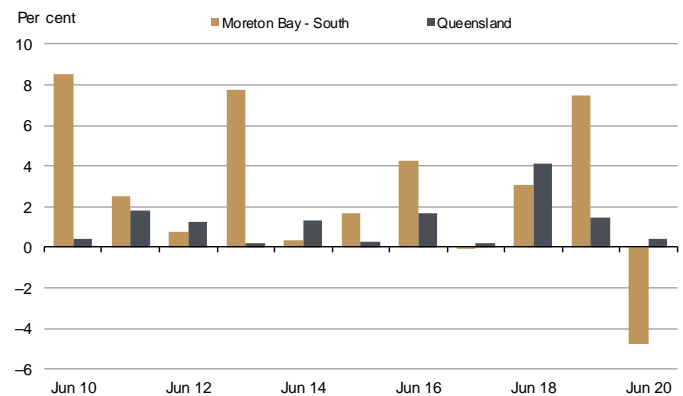


Figure 2 Unemployment rate by SA4, June 2020

