

Regional labour force – Queensland - Outback SA4, Jun 20

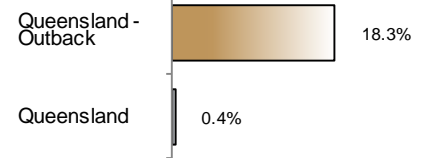
Source: ABS 6291.0.55.001, released 23 July 2020, 11:30 am (AEST)

Table 1 Labour force status, Queensland - Outback SA4

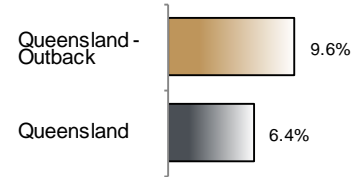
	Year ending			Annual change	
	Jun 19	May 20	Jun 20	persons	%
	— persons —			persons	%
Total employed	35,700	42,200	42,300	6,500	18.3
Total unemployed	6,300	4,900	4,500	-1,800	-28.5
Total labour force	42,000	47,100	46,800	4,700	11.3
Not in the labour force	20,500	15,400	15,700	-4,800	-23.4
Total persons 15+	62,500	62,500	62,500	-100	-0.1
Participation rate (%)	67.2	75.3	74.9	..	7.7 (a)
Unemployment rate (%)	15.0	10.4	9.6	..	-5.4 (a)

(a) Percentage point change.

Employment growth, annual



Unemployment rate



Key data

Employment (annual change)..... ↑ 18.3%
 Unemployment rate 9.6%
 Unemployment rate (annual change) ↓ 5.4 ppt
 Participation rate 74.9%

ppt = percentage point

Main findings

Note: Due to the high standard errors associated with regional labour force survey data, the ABS and QGSO recommend using 12-month averages to reduce the volatility of the underlying original data. This volatility means it can be difficult to detect real world phenomena, such as those caused by the social distancing measures introduced to combat COVID-19, in the data. **As a result, it is not recommended regional labour force data be used to assess the impact of COVID-19.**

All data in this brief are based on 12-month moving averages.

- The number of employed persons in Queensland - Outback SA4 in June 2020 was 42,300 persons, an increase of 6,500 employed persons, or 18.3% over the year (Figure 1).
- The unemployment rate in Queensland - Outback SA4 in June 2020 was 9.6 per cent, a decrease of 5.4 percentage points over the year. The unemployment rate for this area was the second-highest of all 19 SA4s within Queensland (Figure 2).
- The participation rate in Queensland - Outback SA4 in June 2020 was 74.9 per cent, an increase of 7.7 percentage points over the year (Table 1).

SA4 = Statistical Area Level 4 (ASGS 2016 edition)

Notes (refer to website for more detailed notes):

Data for Queensland as a whole are provided for reference purposes only.

The labour force statistics presented in this brief are on a sample basis and will include a sampling error.

Totals may differ due to rounding. Figures are rounded to nearest 100 persons. Calculations are based on pre-rounded figures.

Figure 1 Annual change in employment, Queensland - Outback SA4

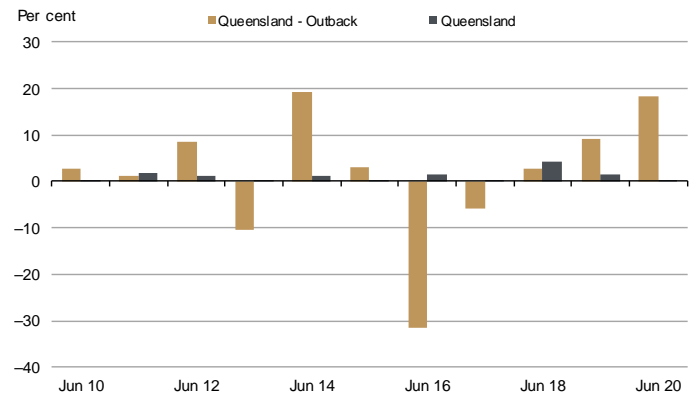


Figure 2 Unemployment rate by SA4, June 2020

