

# Regional labour force – Gold Coast SA4, Jul 20

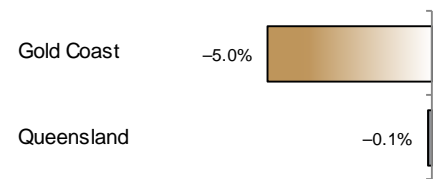
Source: ABS 6291.0.55.001, released 20 August 2020, 11:30 am (AEST)

**Table 1 Labour force status, Gold Coast SA4**

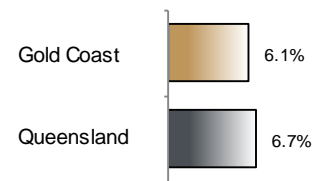
	Year ending			Annual change	
	Jul 19	Jun 20	Jul 20	persons	%
	— persons —			persons	%
Total employed	342,400	327,700	325,100	-17,200	-5.0
Total unemployed	19,800	20,100	21,100	1,300	6.4
Total labour force	362,200	347,800	346,200	-16,000	-4.4
Not in the labour force	153,900	180,100	182,700	28,800	18.7
Total persons 15+	516,100	527,900	528,900	12,800	2.5
Participation rate (%)	70.2	65.9	65.5	..	-4.7 (a)
Unemployment rate (%)	5.5	5.8	6.1	..	0.6 (a)

(a) Percentage point change.

**Employment growth, annual**



**Unemployment rate**



## Key data

Employment (annual change)..... ↓ 5.0%  
 Unemployment rate ..... 6.1%  
 Unemployment rate (annual change) ..... ↑ 0.6 ppt  
 Participation rate ..... 65.5%

ppt = percentage point

## Main findings

Note: Due to the high standard errors associated with regional labour force survey data, the ABS and QGSO recommend using 12-month averages to reduce the volatility of the underlying original data. This volatility means it can be difficult to detect real world phenomena, such as those caused by the social distancing measures introduced to combat COVID-19, in the data. **As a result, it is not recommended regional labour force data be used to assess the impact of COVID-19.**

All data in this brief are based on 12-month moving averages.

- The number of employed persons in Gold Coast SA4 in July 2020 was 325,100 persons, a decrease of 17,200 employed persons, or 5.0% over the year (Figure 1).
- The unemployment rate in Gold Coast SA4 in July 2020 was 6.1 per cent, an increase of 0.6 percentage point over the year. The unemployment rate for this area was the seventh-lowest of all 19 SA4s within Queensland (Figure 2).
- The participation rate in Gold Coast SA4 in July 2020 was 65.5 per cent, a decrease of 4.7 percentage points over the year (Table 1).

SA4 = Statistical Area Level 4 (ASGS 2016 edition)

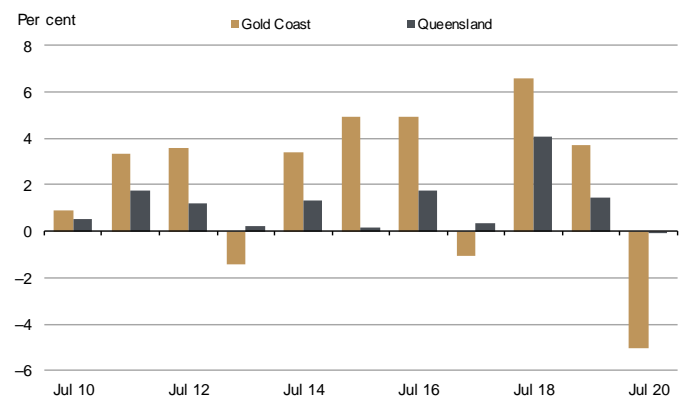
Notes (refer to website for more detailed notes):

Data for Queensland as a whole are provided for reference purposes only.

The labour force statistics presented in this brief are on a sample basis and will include a sampling error.

Totals may differ due to rounding. Figures are rounded to nearest 100 persons. Calculations are based on pre-rounded figures.

**Figure 1 Annual change in employment, Gold Coast SA4**



**Figure 2 Unemployment rate by SA4, July 2020**

