

Regional labour force – Logan - Beaudesert SA4, Jul 20

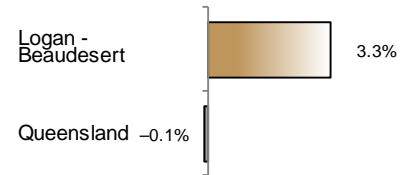
Source: ABS 6291.0.55.001, released 20 August 2020, 11:30 am (AEST)

Table 1 Labour force status, Logan - Beaudesert SA4

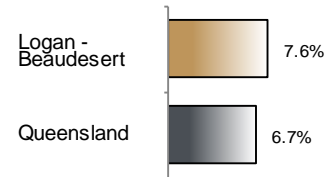
	Year ending			Annual change	
	Jul 19	Jun 20	Jul 20	persons	%
	— persons —			persons	%
Total employed	154,900	160,300	160,000	5,100	3.3
Total unemployed	13,500	12,900	13,200	-200	-1.6
Total labour force	168,400	173,200	173,200	4,900	2.9
Not in the labour force	98,100	97,600	97,900	-200	-0.2
Total persons 15+	266,500	270,800	271,200	4,700	1.8
Participation rate (%)	63.2	64.0	63.9	..	0.7 (a)
Unemployment rate (%)	8.0	7.4	7.6	..	-0.3 (a)

(a) Percentage point change.

Employment growth, annual



Unemployment rate



Key data

Employment (annual change)..... ↑ 3.3%
 Unemployment rate 7.6%
 Unemployment rate (annual change) ↓ 0.3 ppt
 Participation rate 63.9%

ppt = percentage point

Main findings

Note: Due to the high standard errors associated with regional labour force survey data, the ABS and QGSO recommend using 12-month averages to reduce the volatility of the underlying original data. This volatility means it can be difficult to detect real world phenomena, such as those caused by the social distancing measures introduced to combat COVID-19, in the data. **As a result, it is not recommended regional labour force data be used to assess the impact of COVID-19.**

All data in this brief are based on 12-month moving averages.

- The number of employed persons in Logan - Beaudesert SA4 in July 2020 was 160,000 persons, an increase of 5,100 employed persons, or 3.3% over the year (Figure 1).
- The unemployment rate in Logan - Beaudesert SA4 in July 2020 was 7.6 per cent, a decrease of 0.3 percentage point over the year. The unemployment rate for this area was the fourth-highest of all 19 SA4s within Queensland (Figure 2).
- The participation rate in Logan - Beaudesert SA4 in July 2020 was 63.9 per cent, an increase of 0.7 percentage point over the year (Table 1).

SA4 = Statistical Area Level 4 (ASGS 2016 edition)

Notes (refer to website for more detailed notes):

Data for Queensland as a whole are provided for reference purposes only.

The labour force statistics presented in this brief are on a sample basis and will include a sampling error.

Totals may differ due to rounding. Figures are rounded to nearest 100 persons. Calculations are based on pre-rounded figures.

Figure 1 Annual change in employment, Logan - Beaudesert SA4

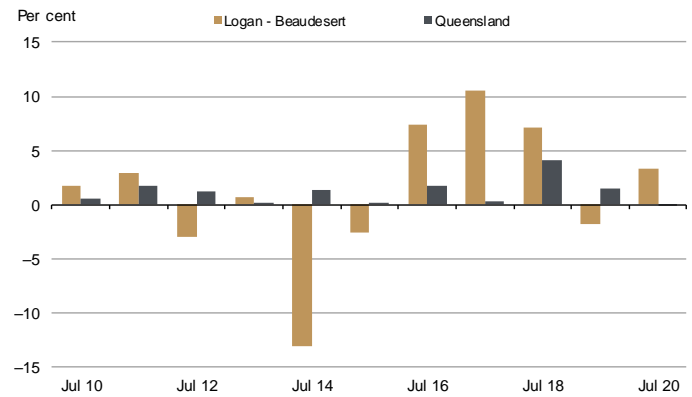


Figure 2 Unemployment rate by SA4, July 2020

