

# Regional labour force – Moreton Bay - North SA4, Jul 20


Source: ABS 6291.0.55.001, released 20 August 2020, 11:30 am (AEST)

**Table 1 Labour force status, Moreton Bay - North SA4**

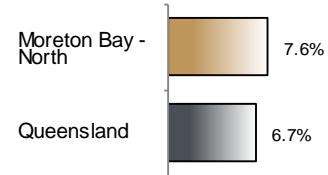
	Year ending			Annual change	
	Jul 19	Jun 20	Jul 20	persons	%
	— persons —			persons	%
Total employed	104,600	104,500	104,500	0	-0.0
Total unemployed	10,400	8,400	8,600	-1,800	-17.1
Total labour force	114,900	112,900	113,100	-1,800	-1.6
Not in the labour force	90,400	95,900	95,900	5,500	6.0
Total persons 15+	205,400	208,700	209,000	3,700	1.8
Participation rate (%)	56.0	54.1	54.1	..	-1.8 (a)
Unemployment rate (%)	9.0	7.4	7.6	..	-1.4 (a)

(a) Percentage point change.

**Employment growth, annual**



**Unemployment rate**



## Key data

Employment (annual change)..... 0.0%  
 Unemployment rate ..... 7.6%  
 Unemployment rate (annual change) ..... ↓ 1.4 ppt  
 Participation rate ..... 54.1%

ppt = percentage point

## Main findings

Note: Due to the high standard errors associated with regional labour force survey data, the ABS and QGSO recommend using 12-month averages to reduce the volatility of the underlying original data. This volatility means it can be difficult to detect real world phenomena, such as those caused by the social distancing measures introduced to combat COVID-19, in the data. **As a result, it is not recommended regional labour force data be used to assess the impact of COVID-19.**

All data in this brief are based on 12-month moving averages.

- The number of employed persons in Moreton Bay - North SA4 in July 2020 was 104,500 persons, unchanged over the year (Figure 1).
- The unemployment rate in Moreton Bay - North SA4 in July 2020 was 7.6 per cent, a decrease of 1.4 percentage points over the year. The unemployment rate for this area was the fifth-highest of all 19 SA4s within Queensland (Figure 2).
- The participation rate in Moreton Bay - North SA4 in July 2020 was 54.1 per cent, a decrease of 1.8 percentage points over the year (Table 1).

SA4 = Statistical Area Level 4 (ASGS 2016 edition)

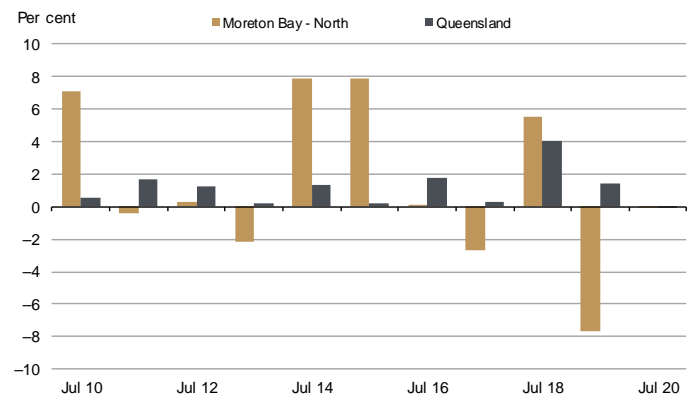
Notes (refer to website for more detailed notes):

Data for Queensland as a whole are provided for reference purposes only.

The labour force statistics presented in this brief are on a sample basis and will include a sampling error.

Totals may differ due to rounding. Figures are rounded to nearest 100 persons. Calculations are based on pre-rounded figures.

**Figure 1 Annual change in employment, Moreton Bay - North SA4**



**Figure 2 Unemployment rate by SA4, July 2020**

