

# Regional labour force – Wide Bay SA4, Jul 20

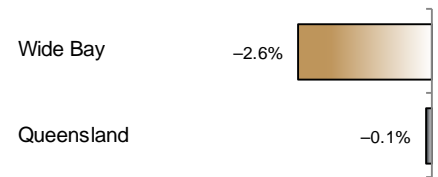
Source: ABS 6291.0.55.001, released 20 August 2020, 11:30 am (AEST)

**Table 1 Labour force status, Wide Bay SA4**

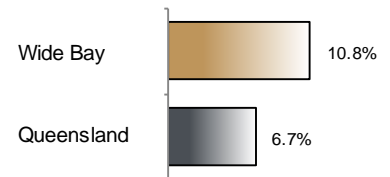
	Year ending			Annual change	
	Jul 19	Jun 20	Jul 20	persons	%
	— persons —			persons	%
Total employed	112,400	110,100	109,600	-2,900	-2.6
Total unemployed	8,900	12,500	13,200	4,300	48.0
Total labour force	121,400	122,600	122,800	1,400	1.2
Not in the labour force	124,200	125,200	125,200	1,000	0.8
Total persons 15+	245,600	247,800	248,000	2,400	1.0
Participation rate (%)	49.4	49.5	49.5	..	0.1 (a)
Unemployment rate (%)	7.4	10.2	10.8	..	3.4 (a)

(a) Percentage point change.

**Employment growth, annual**



**Unemployment rate**



## Key data

Employment (annual change)..... ↓ 2.6%  
 Unemployment rate ..... 10.8%  
 Unemployment rate (annual change) ..... ↑ 3.4 ppt  
 Participation rate ..... 49.5%

ppt = percentage point

## Main findings

Note: Due to the high standard errors associated with regional labour force survey data, the ABS and QGSO recommend using 12-month averages to reduce the volatility of the underlying original data. This volatility means it can be difficult to detect real world phenomena, such as those caused by the social distancing measures introduced to combat COVID-19, in the data. **As a result, it is not recommended regional labour force data be used to assess the impact of COVID-19.**

All data in this brief are based on 12-month moving averages.

- The number of employed persons in Wide Bay SA4 in July 2020 was 109,600 persons, a decrease of 2,900 employed persons, or 2.6% over the year (Figure 1).
- The unemployment rate in Wide Bay SA4 in July 2020 was 10.8 per cent, an increase of 3.4 percentage points over the year. The unemployment rate for this area was the highest of all 19 SA4s within Queensland (Figure 2).
- The participation rate in Wide Bay SA4 in July 2020 was 49.5 per cent, an increase of 0.1 percentage point over the year (Table 1).

SA4 = Statistical Area Level 4 (ASGS 2016 edition)

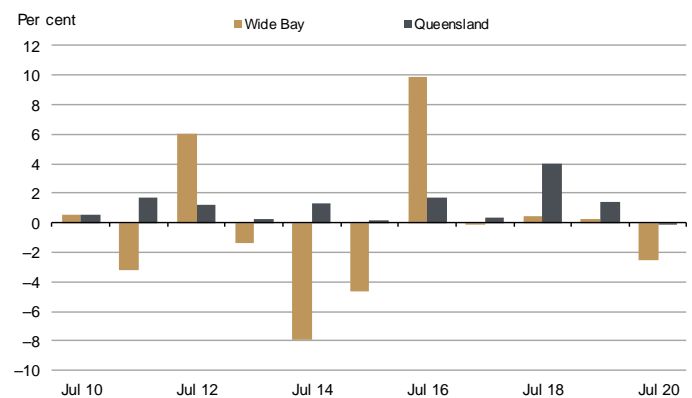
Notes (refer to website for more detailed notes):

Data for Queensland as a whole are provided for reference purposes only.

The labour force statistics presented in this brief are on a sample basis and will include a sampling error.

Totals may differ due to rounding. Figures are rounded to nearest 100 persons. Calculations are based on pre-rounded figures.

**Figure 1 Annual change in employment, Wide Bay SA4**



**Figure 2 Unemployment rate by SA4, July 2020**

