

# Regional labour force – Brisbane - East SA4, Aug 20

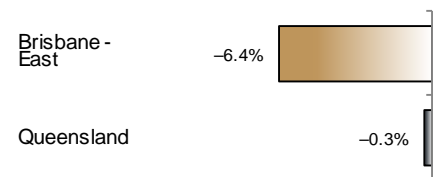
Source: ABS 6291.0.55.001, released 24 September 2020, 11:30 am (AEST)

**Table 1 Labour force status, Brisbane - East SA4**

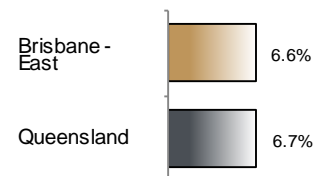
	Year ending			Annual change	
	Aug 19	Jul 20	Aug 20	persons	%
	— persons —			persons	%
Total employed	130,700	123,200	122,300	-8,400	-6.4
Total unemployed	6,700	8,500	8,700	2,000	30.0
Total labour force	137,400	131,700	130,900	-6,400	-4.7
Not in the labour force	55,700	63,900	64,800	9,100	16.3
Total persons 15+	193,100	195,500	195,700	2,700	1.4
Participation rate (%)	71.1	67.3	66.9	..	-4.3 (a)
Unemployment rate (%)	4.9	6.4	6.6	..	1.8 (a)

(a) Percentage point change.

**Employment growth, annual**



**Unemployment rate**



## Key data

Employment (annual change)..... ↓ 6.4%  
 Unemployment rate ..... 6.6%  
 Unemployment rate (annual change) ..... ↑ 1.8 ppt  
 Participation rate ..... 66.9%

ppt = percentage point

## Main findings

Note: Due to the high standard errors associated with regional labour force survey data, the ABS and QGSO recommend using 12-month averages to reduce the volatility of the underlying original data. This volatility means it can be difficult to detect real world phenomena, such as those caused by the social distancing measures introduced to combat COVID-19, in the data. **As a result, it is not recommended regional labour force data be used to assess the impact of COVID-19.**

All data in this brief are based on 12-month moving averages.

- The number of employed persons in Brisbane - East SA4 in August 2020 was 122,300 persons, a decrease of 8,400 employed persons, or 6.4% over the year (Figure 1).
- The unemployment rate in Brisbane - East SA4 in August 2020 was 6.6 per cent, an increase of 1.8 percentage points over the year. The unemployment rate for this area was the ninth-highest of all 19 SA4s within Queensland (Figure 2).
- The participation rate in Brisbane - East SA4 in August 2020 was 66.9 per cent, a decrease of 4.3 percentage points over the year (Table 1).

SA4 = Statistical Area Level 4 (ASGS 2016 edition)

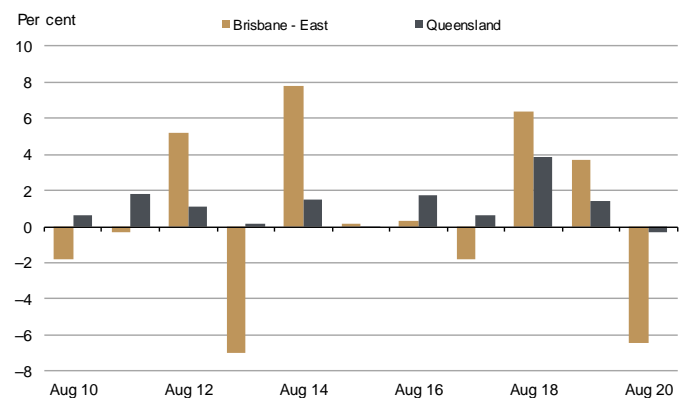
Notes (refer to website for more detailed notes):

Data for Queensland as a whole are provided for reference purposes only.

The labour force statistics presented in this brief are on a sample basis and will include a sampling error.

Totals may differ due to rounding. Figures are rounded to nearest 100 persons. Calculations are based on pre-rounded figures.

**Figure 1 Annual change in employment, Brisbane - East SA4**



**Figure 2 Unemployment rate by SA4, August 2020**

