

# Regional labour force – Brisbane - South SA4, Aug 20

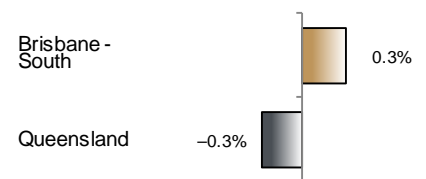
Source: ABS 6291.0.55.001, released 24 September 2020, 11:30 am (AEST)

**Table 1 Labour force status, Brisbane - South SA4**

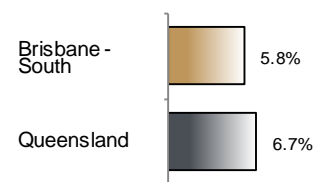
	Year ending			Annual change	
	Aug 19	Jul 20	Aug 20	persons	%
	— persons —			persons	%
Total employed	198,400	199,500	199,100	700	0.3
Total unemployed	14,100	12,800	12,300	-1,800	-13.0
Total labour force	212,500	212,200	211,400	-1,200	-0.5
Not in the labour force	93,400	98,200	99,400	6,000	6.4
Total persons 15+	305,900	310,400	310,800	4,800	1.6
Participation rate (%)	69.5	68.4	68.0	..	-1.5 (a)
Unemployment rate (%)	6.6	6.0	5.8	..	-0.8 (a)

(a) Percentage point change.

**Employment growth, annual**



**Unemployment rate**



## Key data

Employment (annual change)..... ↑ 0.3%  
 Unemployment rate ..... 5.8%  
 Unemployment rate (annual change) ..... ↓ 0.8 ppt  
 Participation rate ..... 68.0%

ppt = percentage point

## Main findings

Note: Due to the high standard errors associated with regional labour force survey data, the ABS and QGSO recommend using 12-month averages to reduce the volatility of the underlying original data. This volatility means it can be difficult to detect real world phenomena, such as those caused by the social distancing measures introduced to combat COVID-19, in the data. **As a result, it is not recommended regional labour force data be used to assess the impact of COVID-19.**

All data in this brief are based on 12-month moving averages.

- The number of employed persons in Brisbane - South SA4 in August 2020 was 199,100 persons, an increase of 700 employed persons, or 0.3% over the year (Figure 1).
- The unemployment rate in Brisbane - South SA4 in August 2020 was 5.8 per cent, a decrease of 0.8 percentage point over the year. The unemployment rate for this area was the fifth-lowest of all 19 SA4s within Queensland (Figure 2).
- The participation rate in Brisbane - South SA4 in August 2020 was 68.0 per cent, a decrease of 1.5 percentage points over the year (Table 1).

SA4 = Statistical Area Level 4 (ASGS 2016 edition)

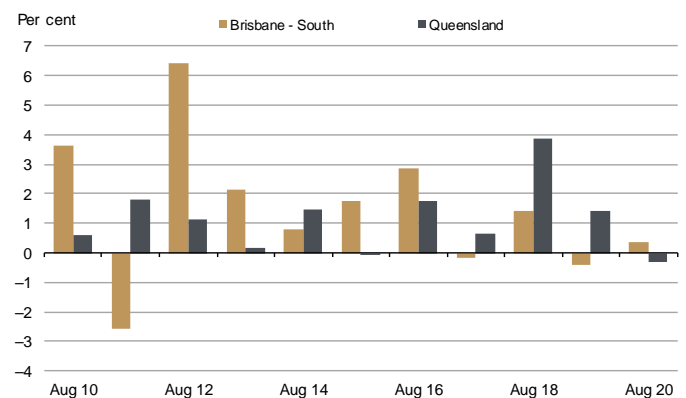
Notes (refer to website for more detailed notes):

Data for Queensland as a whole are provided for reference purposes only.

The labour force statistics presented in this brief are on a sample basis and will include a sampling error.

Totals may differ due to rounding. Figures are rounded to nearest 100 persons. Calculations are based on pre-rounded figures.

**Figure 1 Annual change in employment, Brisbane - South SA4**



**Figure 2 Unemployment rate by SA4, August 2020**

