

# Regional labour force – Cairns SA4, Aug 20

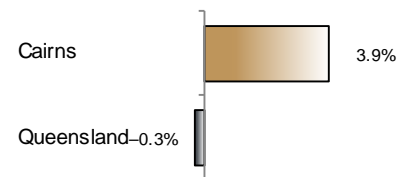
Source: ABS 6291.0.55.001, released 24 September 2020, 11:30 am (AEST)

**Table 1 Labour force status, Cairns SA4**

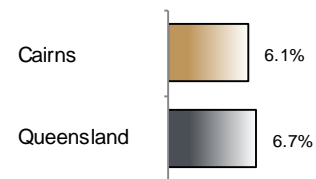
	Year ending			Annual change	
	Aug 19	Jul 20	Aug 20	persons	%
	— persons —				
Total employed	126,500	131,300	131,400	4,900	3.9
Total unemployed	6,000	8,800	8,600	2,600	42.6
Total labour force	132,500	140,100	140,000	7,500	5.6
Not in the labour force	70,000	64,500	64,700	-5,300	-7.6
Total persons 15+	202,600	204,600	204,700	2,200	1.1
Participation rate (%)	65.4	68.5	68.4	..	3.0 (a)
Unemployment rate (%)	4.5	6.3	6.1	..	1.6 (a)

(a) Percentage point change.

**Employment growth, annual**



**Unemployment rate**



## Key data

Employment (annual change)..... ↑ 3.9%  
 Unemployment rate ..... 6.1%  
 Unemployment rate (annual change) ..... ↑ 1.6 ppt  
 Participation rate ..... 68.4%

ppt = percentage point

## Main findings

Note: Due to the high standard errors associated with regional labour force survey data, the ABS and QGSO recommend using 12-month averages to reduce the volatility of the underlying original data. This volatility means it can be difficult to detect real world phenomena, such as those caused by the social distancing measures introduced to combat COVID-19, in the data. **As a result, it is not recommended regional labour force data be used to assess the impact of COVID-19.**

All data in this brief are based on 12-month moving averages.

- The number of employed persons in Cairns SA4 in August 2020 was 131,400 persons, an increase of 4,900 employed persons, or 3.9% over the year (Figure 1).
- The unemployment rate in Cairns SA4 in August 2020 was 6.1 per cent, an increase of 1.6 percentage points over the year. The unemployment rate for this area was the seventh-lowest of all 19 SA4s within Queensland (Figure 2).
- The participation rate in Cairns SA4 in August 2020 was 68.4 per cent, an increase of 3.0 percentage points over the year (Table 1).

SA4 = Statistical Area Level 4 (ASGS 2016 edition)

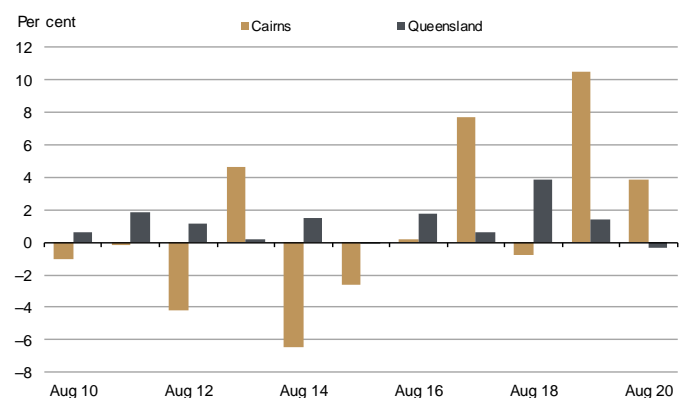
Notes (refer to website for more detailed notes):

Data for Queensland as a whole are provided for reference purposes only.

The labour force statistics presented in this brief are on a sample basis and will include a sampling error.

Totals may differ due to rounding. Figures are rounded to nearest 100 persons. Calculations are based on pre-rounded figures.

**Figure 1 Annual change in employment, Cairns SA4**



**Figure 2 Unemployment rate by SA4, August 2020**

