

Regional labour force – Moreton Bay - South SA4, Aug 20

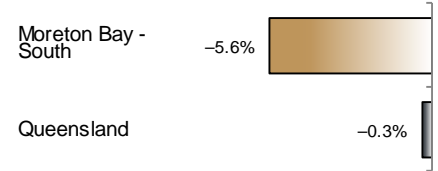
Source: ABS 6291.0.55.001, released 24 September 2020, 11:30 am (AEST)

Table 1 Labour force status, Moreton Bay - South SA4

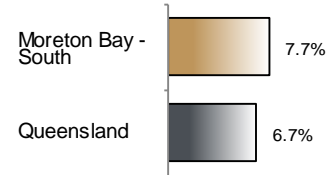
| | Year ending | | | Annual change | |
|-------------------------|-------------|---------|---------|---------------|----------|
| | Aug 19 | Jul 20 | Aug 20 | persons | % |
| | — persons — | | | persons | % |
| Total employed | 116,000 | 110,000 | 109,500 | -6,500 | -5.6 |
| Total unemployed | 5,800 | 8,800 | 9,200 | 3,300 | 57.6 |
| Total labour force | 121,800 | 118,700 | 118,700 | -3,100 | -2.6 |
| Not in the labour force | 45,100 | 52,800 | 53,200 | 8,100 | 18.0 |
| Total persons 15+ | 166,900 | 171,500 | 171,900 | 5,000 | 3.0 |
| Participation rate (%) | 73.0 | 69.2 | 69.1 | .. | -3.9 (a) |
| Unemployment rate (%) | 4.8 | 7.4 | 7.7 | .. | 2.9 (a) |

(a) Percentage point change.

Employment growth, annual



Unemployment rate



Key data

Employment (annual change)..... ↓ 5.6%
 Unemployment rate 7.7%
 Unemployment rate (annual change) ↑ 2.9 ppt
 Participation rate 69.1%

ppt = percentage point

Main findings

Note: Due to the high standard errors associated with regional labour force survey data, the ABS and QGSO recommend using 12-month averages to reduce the volatility of the underlying original data. This volatility means it can be difficult to detect real world phenomena, such as those caused by the social distancing measures introduced to combat COVID-19, in the data. **As a result, it is not recommended regional labour force data be used to assess the impact of COVID-19.**

All data in this brief are based on 12-month moving averages.

- The number of employed persons in Moreton Bay - South SA4 in August 2020 was 109,500 persons, a decrease of 6,500 employed persons, or 5.6% over the year (Figure 1).
- The unemployment rate in Moreton Bay - South SA4 in August 2020 was 7.7 per cent, an increase of 2.9 percentage points over the year. The unemployment rate for this area was the fifth-highest of all 19 SA4s within Queensland (Figure 2).
- The participation rate in Moreton Bay - South SA4 in August 2020 was 69.1 per cent, a decrease of 3.9 percentage points over the year (Table 1).

SA4 = Statistical Area Level 4 (ASGS 2016 edition)

Notes (refer to website for more detailed notes):

Data for Queensland as a whole are provided for reference purposes only.

The labour force statistics presented in this brief are on a sample basis and will include a sampling error.

Totals may differ due to rounding. Figures are rounded to nearest 100 persons. Calculations are based on pre-rounded figures.

Figure 1 Annual change in employment, Moreton Bay - South SA4

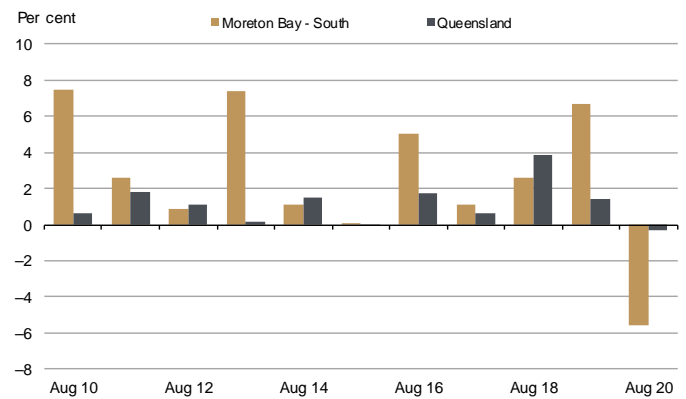


Figure 2 Unemployment rate by SA4, August 2020

