

# Regional labour force – Brisbane - West SA4, Sep 20

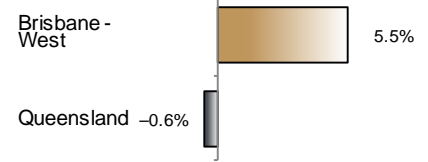
Source: ABS 6291.0.55.001, released 22 October 2020, 10:30 am (AEST)

**Table 1 Labour force status, Brisbane - West SA4**

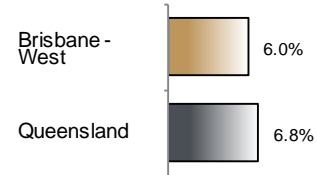
	Year ending			Annual change	
	Sep 19	Aug 20	Sep 20	persons	%
	— persons —			persons	%
Total employed	90,000	95,000	94,900	4,900	5.5
Total unemployed	5,500	5,900	6,000	500	9.4
Total labour force	95,500	100,900	101,000	5,400	5.7
Not in the labour force	59,400	55,700	55,800	-3,600	-6.1
Total persons 15+	155,000	156,600	156,800	1,800	1.2
Participation rate (%)	61.7	64.4	64.4	..	2.8 (a)
Unemployment rate (%)	5.8	5.9	6.0	..	0.2 (a)

(a) Percentage point change.

**Employment growth, annual**



**Unemployment rate**



## Key data

Employment (annual change)..... ↑ 5.5%  
 Unemployment rate ..... 6.0%  
 Unemployment rate (annual change) ..... ↑ 0.2 ppt  
 Participation rate ..... 64.4%

ppt = percentage point

## Main findings

Note: Due to the high standard errors associated with regional labour force survey data, the ABS and QGSO recommend using 12-month averages to reduce the volatility of the underlying original data. This volatility means it can be difficult to detect real world phenomena, such as those caused by the social distancing measures introduced to combat COVID-19, in the data. **As a result, it is not recommended regional labour force data be used to assess the impact of COVID-19.** All data in this brief are based on 12-month moving averages.

- The number of employed persons in Brisbane - West SA4 in September 2020 was 94,900 persons, an increase of 4,900 employed persons, or 5.5% over the year (Figure 1).
- The unemployment rate in Brisbane - West SA4 in September 2020 was 6.0 per cent, an increase of 0.2 percentage point over the year. The unemployment rate for this area was the fifth-lowest of all 19 SA4s within Queensland (Figure 2).
- The participation rate in Brisbane - West SA4 in September 2020 was 64.4 per cent, an increase of 2.8 percentage points over the year (Table 1).

SA4 = Statistical Area Level 4 (ASGS 2016 edition)

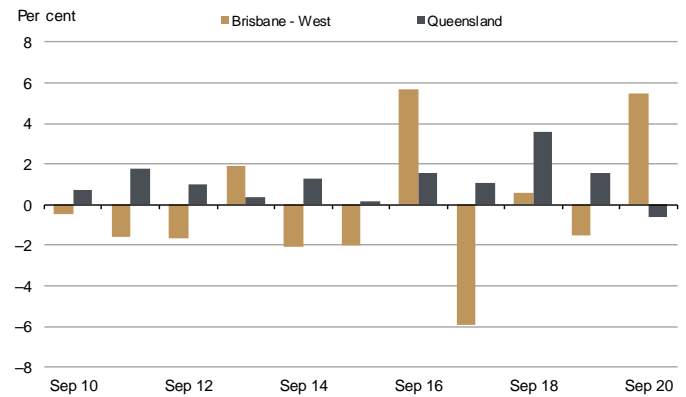
Notes (refer to website for more detailed notes):

Data for Queensland as a whole are provided for reference purposes only.

The labour force statistics presented in this brief are on a sample basis and will include a sampling error.

Totals may differ due to rounding. Figures are rounded to nearest 100 persons. Calculations are based on pre-rounded figures.

**Figure 1 Annual change in employment, Brisbane - West SA4**



**Figure 2 Unemployment rate by SA4, September 2020**

