

Regional labour force – Logan - Beaudesert SA4, Sep 20

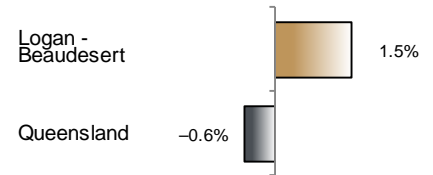
Source: ABS 6291.0.55.001, released 22 October 2020, 10:30 am (AEST)

Table 1 Labour force status, Logan - Beaudesert SA4

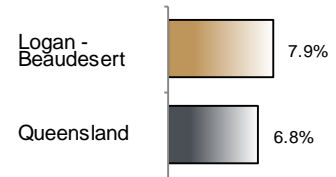
	Year ending			Annual change	
	Sep 19	Aug 20	Sep 20	persons	%
	— persons —				
Total employed	156,000	159,500	158,300	2,300	1.5
Total unemployed	13,500	13,400	13,600	100	1.0
Total labour force	169,500	172,900	171,900	2,500	1.4
Not in the labour force	97,800	98,900	100,200	2,400	2.4
Total persons 15+	267,300	271,800	272,100	4,800	1.8
Participation rate (%)	63.4	63.6	63.2	..	-0.2 (a)
Unemployment rate (%)	8.0	7.8	7.9	..	-0.0 (a)

(a) Percentage point change.

Employment growth, annual



Unemployment rate



Key data

Employment (annual change)..... ↑ 1.5%
 Unemployment rate 7.9%
 Unemployment rate (annual change) 0.0 ppt
 Participation rate 63.2%

ppt = percentage point

Main findings

Note: Due to the high standard errors associated with regional labour force survey data, the ABS and QGSO recommend using 12-month averages to reduce the volatility of the underlying original data. This volatility means it can be difficult to detect real world phenomena, such as those caused by the social distancing measures introduced to combat COVID-19, in the data. **As a result, it is not recommended regional labour force data be used to assess the impact of COVID-19.** All data in this brief are based on 12-month moving averages.

- The number of employed persons in Logan - Beaudesert SA4 in September 2020 was 158,300 persons, an increase of 2,300 employed persons, or 1.5% over the year (Figure 1).
- The unemployment rate in Logan - Beaudesert SA4 in September 2020 was 7.9 per cent, unchanged over the year. The unemployment rate for this area was the fourth-highest of all 19 SA4s within Queensland (Figure 2).
- The participation rate in Logan - Beaudesert SA4 in September 2020 was 63.2 per cent, a decrease of 0.2 percentage point over the year (Table 1).

SA4 = Statistical Area Level 4 (ASGS 2016 edition)

Notes (refer to website for more detailed notes):

Data for Queensland as a whole are provided for reference purposes only.

The labour force statistics presented in this brief are on a sample basis and will include a sampling error.

Totals may differ due to rounding. Figures are rounded to nearest 100 persons. Calculations are based on pre-rounded figures.

Figure 1 Annual change in employment, Logan - Beaudesert SA4

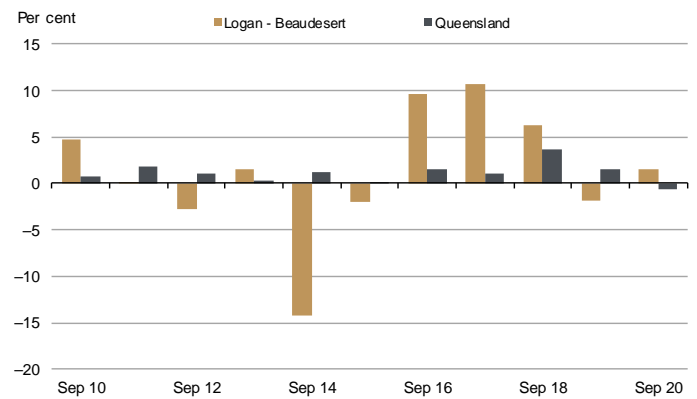


Figure 2 Unemployment rate by SA4, September 2020

