

# Regional labour force – Queensland - Outback SA4, Sep 20

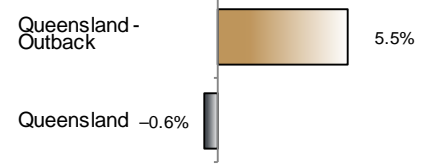
Source: ABS 6291.0.55.001, released 22 October 2020, 10:30 am (AEST)

**Table 1 Labour force status, Queensland - Outback SA4**

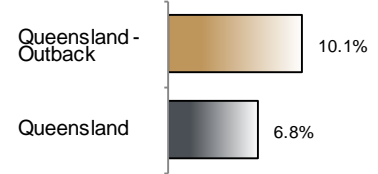
	Year ending			Annual change	
	Sep 19	Aug 20	Sep 20	persons	%
	— persons —			persons	%
Total employed	38,700	41,300	40,800	2,100	5.5
Total unemployed	5,900	4,700	4,600	-1,300	-21.7
Total labour force	44,500	45,900	45,400	900	1.9
Not in the labour force	18,000	16,600	17,100	-900	-4.9
Total persons 15+	62,500	62,500	62,500	0	-0.0
Participation rate (%)	71.2	73.5	72.6	..	1.4 (a)
Unemployment rate (%)	13.1	10.2	10.1	..	-3.0 (a)

(a) Percentage point change.

**Employment growth, annual**



**Unemployment rate**



## Key data

Employment (annual change).....↑ 5.5%  
 Unemployment rate ..... 10.1%  
 Unemployment rate (annual change) ..... ↓ 3.0 ppt  
 Participation rate..... 72.6%

ppt = percentage point

## Main findings

Note: Due to the high standard errors associated with regional labour force survey data, the ABS and QGSO recommend using 12-month averages to reduce the volatility of the underlying original data. This volatility means it can be difficult to detect real world phenomena, such as those caused by the social distancing measures introduced to combat COVID-19, in the data. **As a result, it is not recommended regional labour force data be used to assess the impact of COVID-19.** All data in this brief are based on 12-month moving averages.

- The number of employed persons in Queensland - Outback SA4 in September 2020 was 40,800 persons, an increase of 2,100 employed persons, or 5.5% over the year (Figure 1).
- The unemployment rate in Queensland - Outback SA4 in September 2020 was 10.1 per cent, a decrease of 3.0 percentage points over the year. The unemployment rate for this area was the second-highest of all 19 SA4s within Queensland (Figure 2).
- The participation rate in Queensland - Outback SA4 in September 2020 was 72.6 per cent, an increase of 1.4 percentage points over the year (Table 1).

SA4 = Statistical Area Level 4 (ASGS 2016 edition)

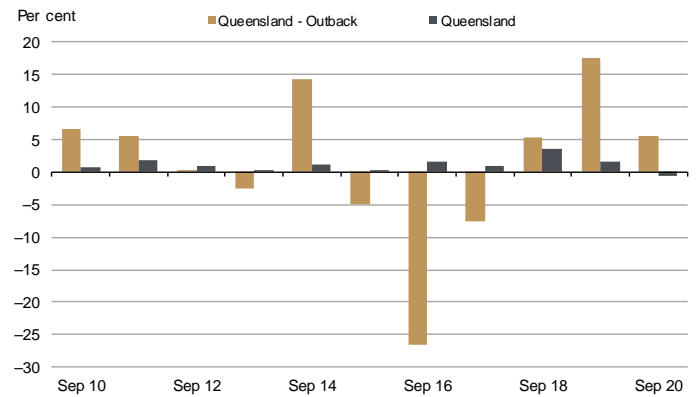
Notes (refer to website for more detailed notes):

Data for Queensland as a whole are provided for reference purposes only.

The labour force statistics presented in this brief are on a sample basis and will include a sampling error.

Totals may differ due to rounding. Figures are rounded to nearest 100 persons. Calculations are based on pre-rounded figures.

**Figure 1 Annual change in employment, Queensland - Outback SA4**



**Figure 2 Unemployment rate by SA4, September 2020**

