

Regional labour force – Toowoomba SA4, Dec 20

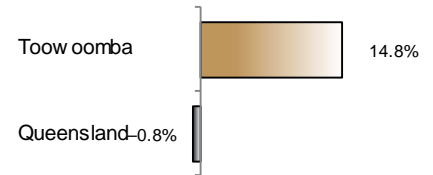
Source: ABS 6291.0.55.001, released 28 January 2021, 10:30 am (AEST)

Table 1 Labour force status, Toowoomba SA4

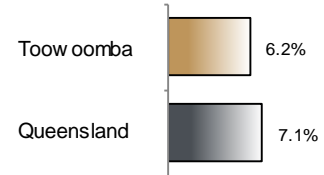
	Year ending			Annual change	
	Dec 19	Nov 20	Dec 20	persons	%
	— persons —				
Total employed	63,600	71,800	73,000	9,400	14.8
Total unemployed	2,900	5,100	4,800	1,900	64.8
Total labour force	66,600	76,900	77,900	11,300	17.0
Not in the labour force	59,600	50,900	50,000	-9,600	-16.2
Total persons 15+	126,200	127,800	127,900	1,700	1.3
Participation rate (%)	52.7	60.2	60.9	..	8.2 (a)
Unemployment rate (%)	4.4	6.6	6.2	..	1.8 (a)

(a) Percentage point change.

Employment growth, annual



Unemployment rate



Key data

Employment (annual change)..... ↑ 14.8%
 Unemployment rate 6.2%
 Unemployment rate (annual change) ↑ 1.8 ppt
 Participation rate 60.9%

ppt = percentage point

Main findings

Note: Due to the high standard errors associated with regional labour force survey data, the ABS and QGSO recommend using 12-month averages to reduce the volatility of the underlying original data. This volatility means it can be difficult to detect real world phenomena, such as those caused by the social distancing measures introduced to combat COVID-19, in the data. **As a result, it is not recommended regional labour force data be used to assess the impact of COVID-19.**

All data in this brief are based on 12-month moving averages.

- The number of employed persons in Toowoomba SA4 in December 2020 was 73,000 persons, an increase of 9,400 employed persons, or 14.8% over the year (Figure 1).
- The unemployment rate in Toowoomba SA4 in December 2020 was 6.2 per cent, an increase of 1.8 percentage points over the year. The unemployment rate for this area was the sixth-lowest of all 19 SA4s within Queensland (Figure 2).
- The participation rate in Toowoomba SA4 in December 2020 was 60.9 per cent, an increase of 8.2 percentage points over the year (Table 1).

SA4 = Statistical Area Level 4 (ASGS 2016 edition)

Notes (refer to website for more detailed notes):

Data for Queensland as a whole are provided for reference purposes only.

The labour force statistics presented in this brief are on a sample basis and will include a sampling error.

Totals may differ due to rounding. Figures are rounded to nearest 100 persons. Calculations are based on pre-rounded figures.

Figure 1 Annual change in employment, Toowoomba SA4

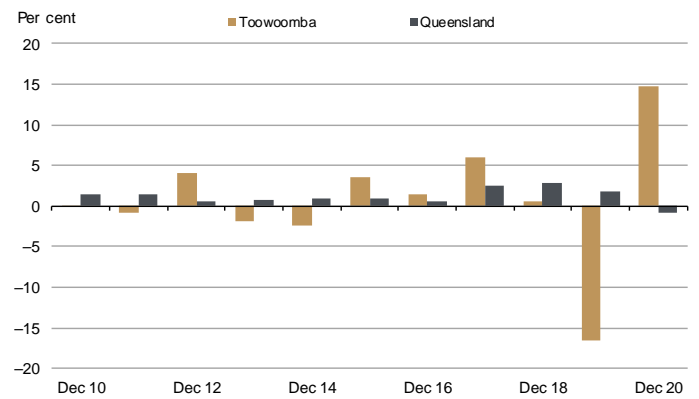


Figure 2 Unemployment rate by SA4, December 2020

