

Regional labour force – Wide Bay SA4, Dec 20

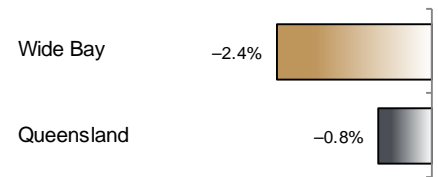
Source: ABS 6291.0.55.001, released 28 January 2021, 10:30 am (AEST)

Table 1 Labour force status, Wide Bay SA4

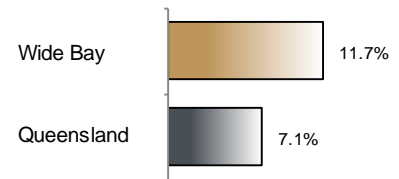
	Year ending			Annual change	
	Dec 19	Nov 20	Dec 20	persons	%
	— persons —			persons	%
Total employed	112,600	109,100	109,900	-2,700	-2.4
Total unemployed	9,700	14,700	14,500	4,800	49.8
Total labour force	122,300	123,800	124,400	2,200	1.8
Not in the labour force	124,700	125,600	125,200	500	0.4
Total persons 15+	246,900	249,400	249,600	2,700	1.1
Participation rate (%)	49.5	49.6	49.9	..	0.3 (a)
Unemployment rate (%)	7.9	11.9	11.7	..	3.7 (a)

(a) Percentage point change.

Employment growth, annual



Unemployment rate



Key data

Employment (annual change)..... ↓ 2.4%
 Unemployment rate 11.7%
 Unemployment rate (annual change) ↑ 3.7 ppt
 Participation rate 49.9%

ppt = percentage point

Main findings

Note: Due to the high standard errors associated with regional labour force survey data, the ABS and QGSO recommend using 12-month averages to reduce the volatility of the underlying original data. This volatility means it can be difficult to detect real world phenomena, such as those caused by the social distancing measures introduced to combat COVID-19, in the data. **As a result, it is not recommended regional labour force data be used to assess the impact of COVID-19.**

All data in this brief are based on 12-month moving averages.

- The number of employed persons in Wide Bay SA4 in December 2020 was 109,900 persons, a decrease of 2,700 employed persons, or 2.4% over the year (Figure 1).
- The unemployment rate in Wide Bay SA4 in December 2020 was 11.7 per cent, an increase of 3.7 percentage points over the year. The unemployment rate for this area was the highest of all 19 SA4s within Queensland (Figure 2).
- The participation rate in Wide Bay SA4 in December 2020 was 49.9 per cent, an increase of 0.3 percentage point over the year (Table 1).

SA4 = Statistical Area Level 4 (ASGS 2016 edition)

Notes (refer to website for more detailed notes):

Data for Queensland as a whole are provided for reference purposes only.

The labour force statistics presented in this brief are on a sample basis and will include a sampling error.

Totals may differ due to rounding. Figures are rounded to nearest 100 persons. Calculations are based on pre-rounded figures.

Figure 1 Annual change in employment, Wide Bay SA4

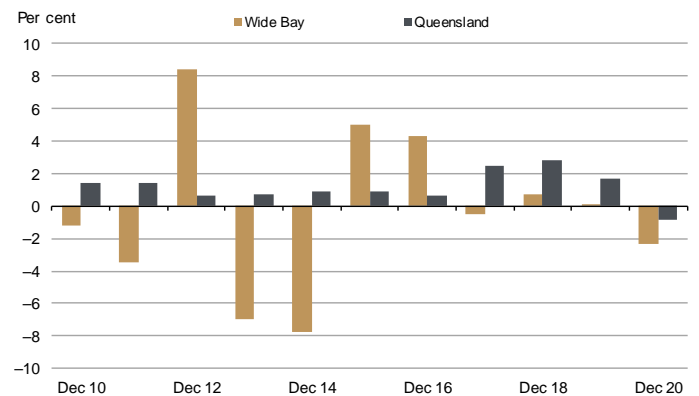


Figure 2 Unemployment rate by SA4, December 2020

